

# Local Market Updates

A free research tool from the REALTOR® Association of the Sioux Empire  
Brought to you by the unique data-sharing traditions of the REALTOR® community



REALTOR® Association of the Sioux Empire Inc.

## Hartford

Minnehaha County, SD

## December

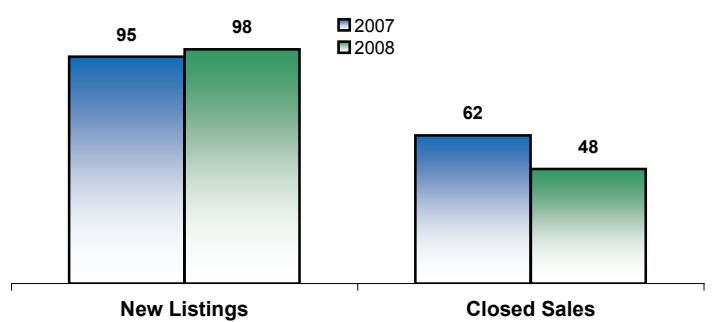
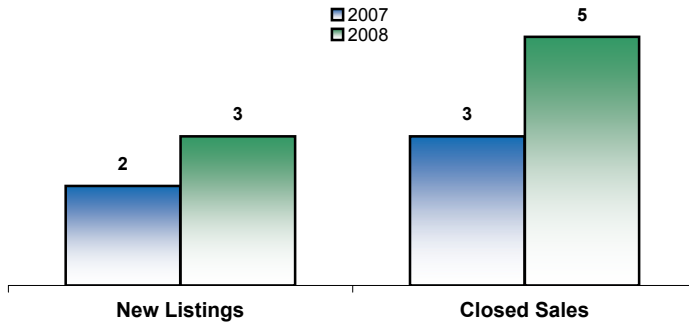
## Year to Date

	2007	2008	Change	2007	2008	Change
<b>New Listings</b>	2	3	+ 50.0%	95	98	+ 3.2%
<b>Closed Sales</b>	3	5	+ 66.7%	62	48	- 22.6%
<b>Average Sales Price</b>	\$155,667	<b>\$151,220</b>	- 2.9%	\$186,825	<b>\$155,227</b>	- 16.9%
<b>Percent of Original List Price Received at Sale*</b>	98.1%	<b>91.6%</b>	- 6.6%	97.7%	<b>93.5%</b>	- 4.4%
<b>Average Days on Market Until Sale</b>	76	<b>61</b>	- 19.2%	95	<b>89</b>	- 6.7%
<b>Total Current Inventory**</b>	NA	<b>29</b>	NA	--	--	--
<b>Single-Family Detached Inventory</b>	NA	<b>26</b>	NA	--	--	--

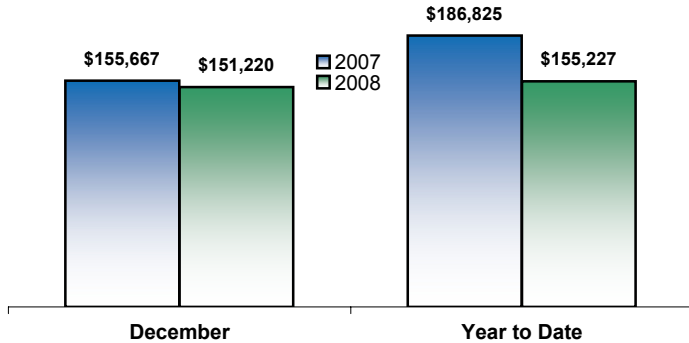
\*Does not account for list prices from any previous listing contracts or seller concessions \*\*City inventory figures were first tracked in January 2008

### Activity—Most Recent Month

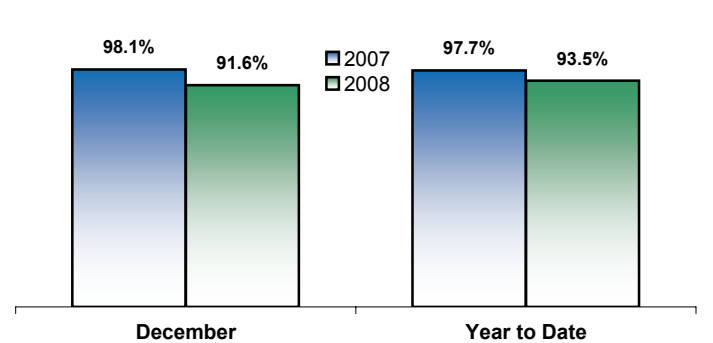
### Activity—Year to Date



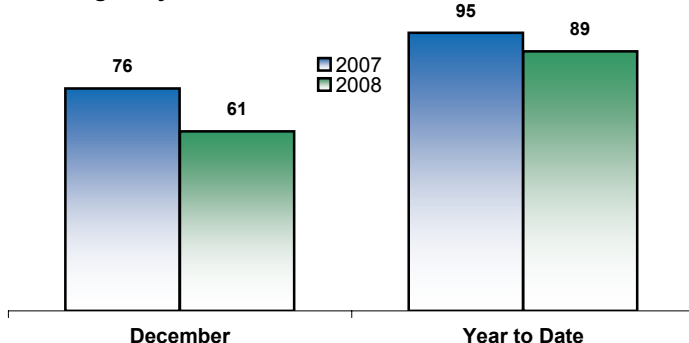
### Average Sales Price



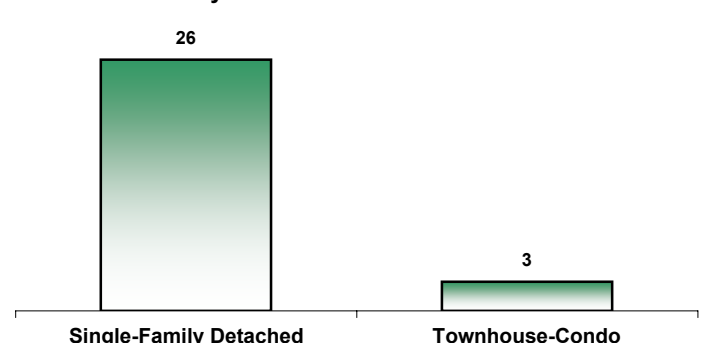
### Ratio of Sales Price to Original List Price



### Average Days on Market Until Sale



### Current Inventory



Some of the figures referenced in this report are for only one month worth of activity. As such, they can sometimes look extreme due to the small sample size involved.