

Local Market Updates

A free research tool from the REALTOR® Association of the Sioux Empire
 Brought to you by the unique data-sharing traditions of the REALTOR® community



REALTOR® Association of the Sioux Empire Inc.

Parker

Turner County, SD

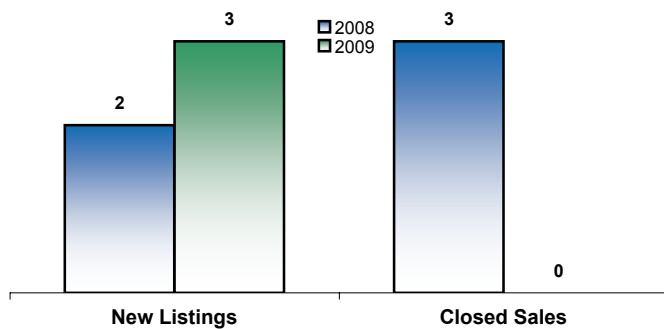
February

Year to Date

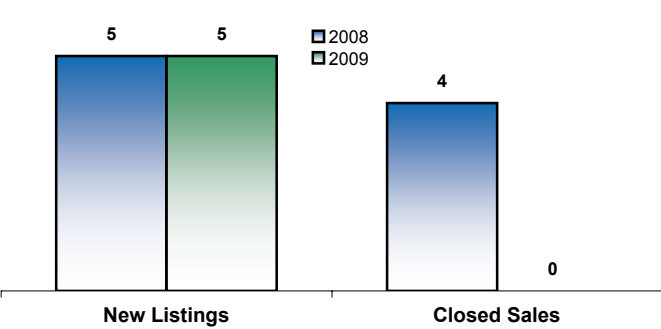
	2008	2009	Change	2008	2009	Change
New Listings	2	3	+ 50.0%	5	5	- 0.0%
Closed Sales	3	0	- 100.0%	4	0	- 100.0%
Average Sales Price	\$59,367	\$0	- 100.0%	\$134,400	\$0	- 100.0%
Percent of Original List Price Received at Sale*	98.3%	0.0%	- 100.0%	95.2%	0.0%	- 100.0%
Average Days on Market Until Sale	203	0	- 100.0%	57	0	- 100.0%
Total Current Inventory**	NA	12	NA	--	--	--
Single-Family Detached Inventory	NA	12	NA	--	--	--

*Does not account for list prices from any previous listing contracts or seller concessions **City inventory figures were first tracked in January 2008

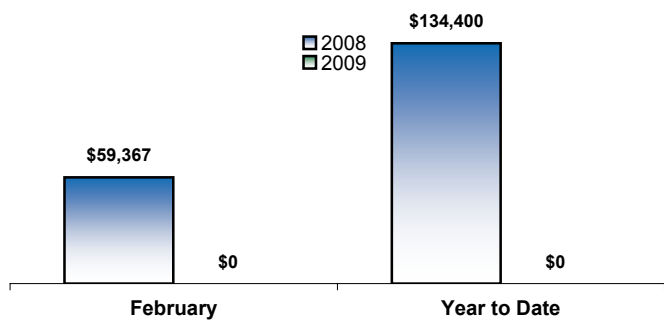
Activity—Most Recent Month



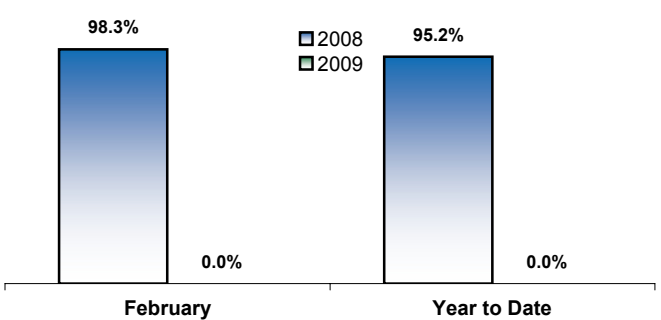
Activity—Year to Date



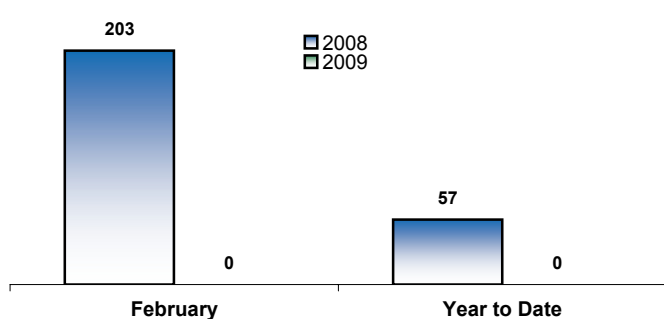
Average Sales Price



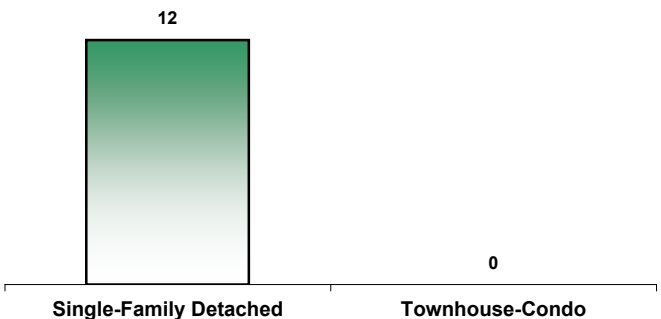
Ratio of Sales Price to Original List Price



Average Days on Market Until Sale



Current Inventory



Some of the figures referenced in this report are for only one month worth of activity. As such, they can sometimes look extreme due to the small sample size involved.