

# Local Market Updates

A free research tool from the REALTOR® Association of the Sioux Empire  
 Brought to you by the unique data-sharing traditions of the REALTOR® community



## Dell Rapids

June

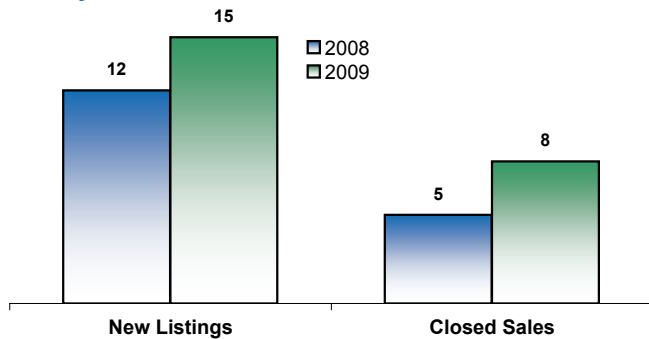
Year to Date

Minnehaha County, SD

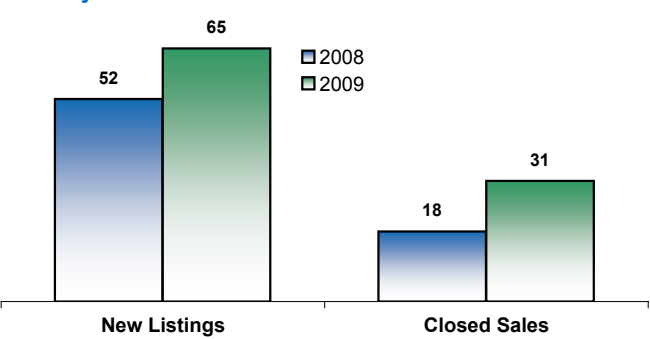
	2008	2009	Change	2008	2009	Change
New Listings	12	15	+ 25.0%	52	65	+ 25.0%
Closed Sales	5	8	+ 60.0%	18	31	+ 72.2%
Median Sales Price*	\$112,500	<b>\$119,950</b>	+ 6.6%	\$121,000	<b>\$119,950</b>	- 0.9%
Average Sales Price*	\$144,345	<b>\$114,163</b>	- 20.9%	\$143,557	<b>\$141,330</b>	- 1.6%
Percent of Original List Price Received at Sale*	94.1%	<b>92.5%</b>	- 1.7%	96.2%	<b>95.2%</b>	- 1.0%
Average Days on Market Until Sale	130	79	- 39.0%	93	120	+ 29.5%
Total Current Inventory**	45	49	+ 8.9%	--	--	--
Single-Family Detached Inventory	44	49	+ 11.4%	--	--	--

\*Does not account for list prices from any previous listing contracts or seller concessions \*\*City inventory figures were first tracked in January 2008

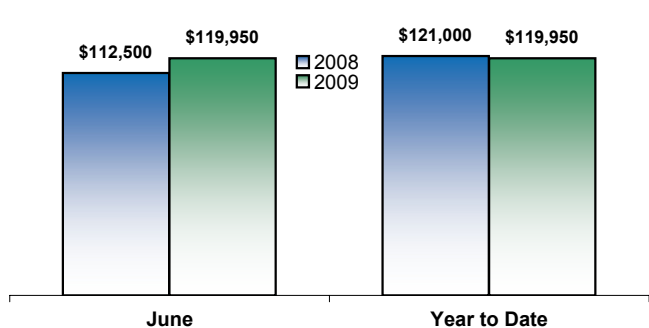
### Activity—Most Recent Month



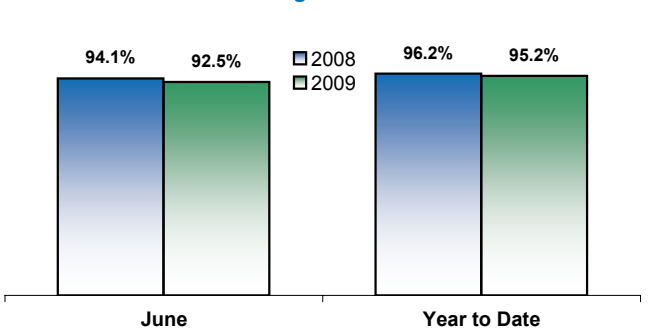
### Activity—Year to Date



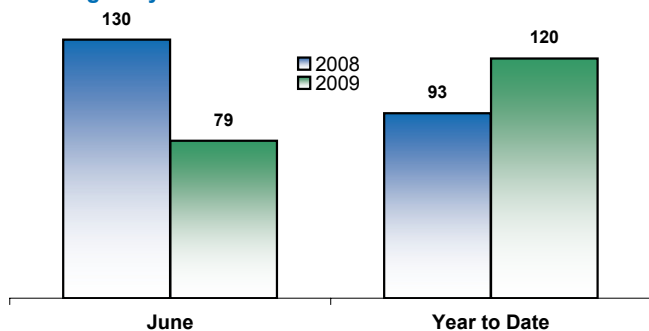
### Median Sales Price



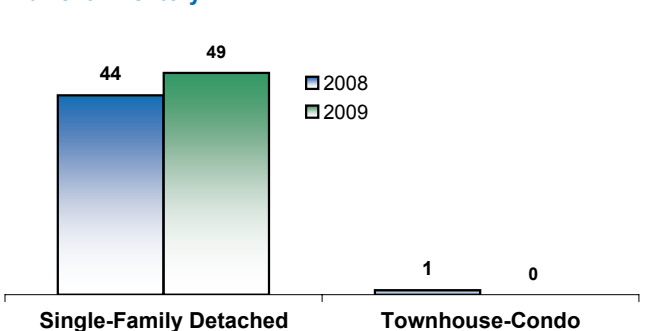
### Ratio of Sales Price to Original List Price



### Average Days on Market Until Sale



### Current Inventory



Some of the figures referenced in this report are for only one month worth of activity. As such, they can sometimes look extreme due to the small sample size involved.