

Local Market Updates

A free research tool from the REALTOR® Association of the Sioux Empire
 Brought to you by the unique data-sharing traditions of the REALTOR® community



Baltic

August

Year to Date

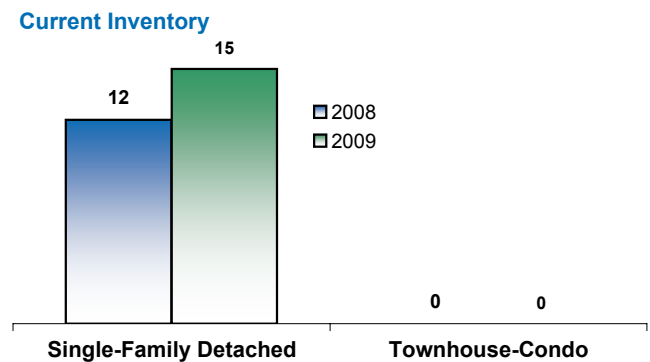
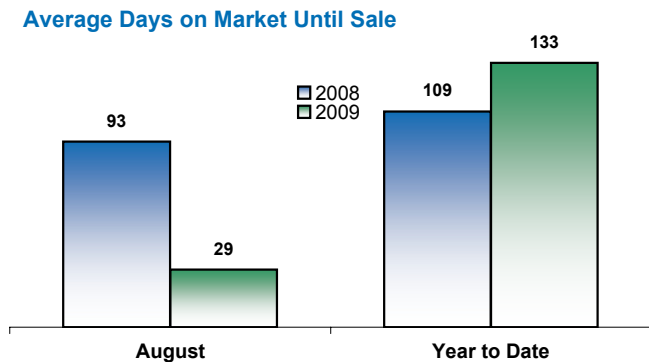
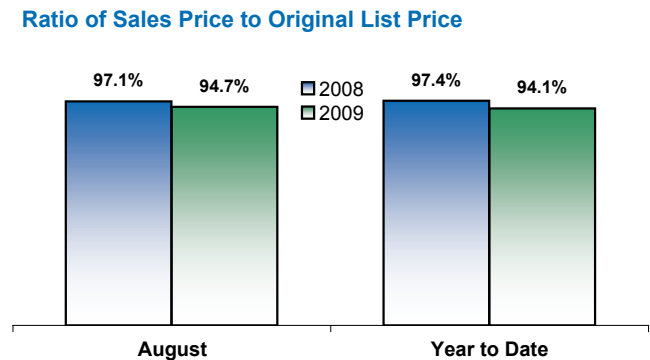
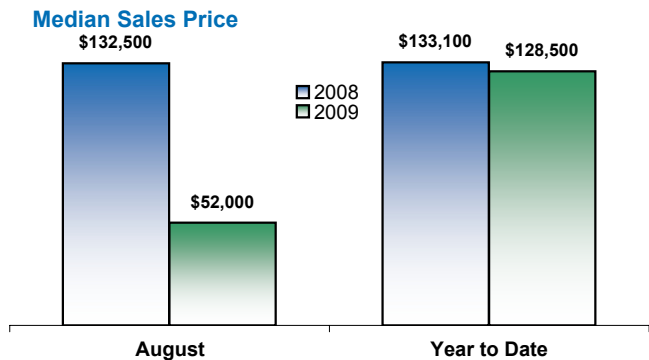
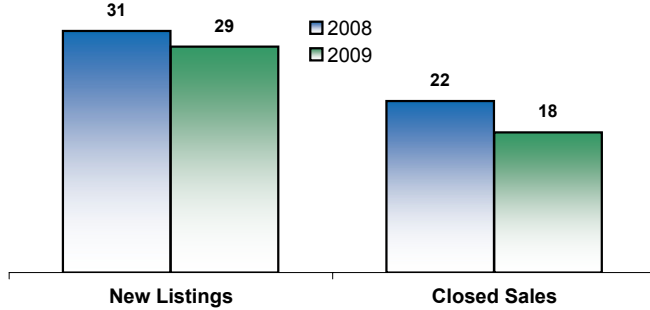
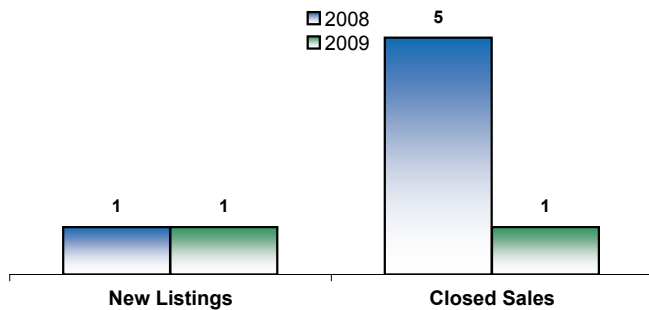
Minnehaha County, SD

	2008	2009	Change	2008	2009	Change
New Listings	1	1	- 0.0%	31	29	- 6.5%
Closed Sales	5	1	- 80.0%	22	18	- 18.2%
Median Sales Price*	\$132,500	\$52,000	- 60.8%	\$133,100	\$128,500	- 3.5%
Average Sales Price*	\$137,000	\$52,000	- 62.0%	\$143,752	\$126,749	- 11.8%
Percent of Original List Price Received at Sale*	97.1%	94.7%	- 2.5%	97.4%	94.1%	- 3.4%
Average Days on Market Until Sale	93	29	- 69.0%	109	133	+ 22.5%
Total Current Inventory**	12	15	+ 25.0%	--	--	--
Single-Family Detached Inventory	12	15	+ 25.0%	--	--	--

*Does not account for list prices from any previous listing contracts or seller concessions **City inventory figures were first tracked in January 2008

Activity—Most Recent Month

Activity—Year to Date



Some of the figures referenced in this report are for only one month worth of activity. As such, they can sometimes look extreme due to the small sample size involved.