

# Local Market Updates

A free research tool from the REALTOR® Association of the Sioux Empire  
Brought to you by the unique data-sharing traditions of the REALTOR® community



## Parker

Turner County, SD

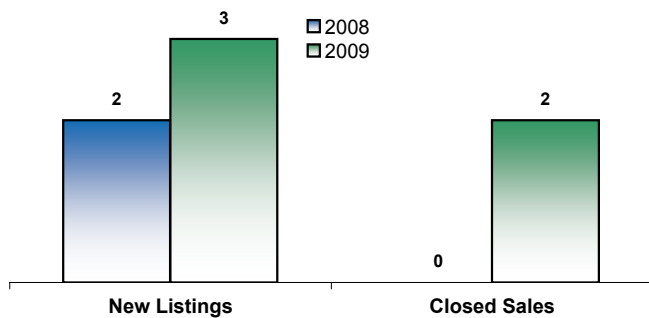
## September

## Year to Date

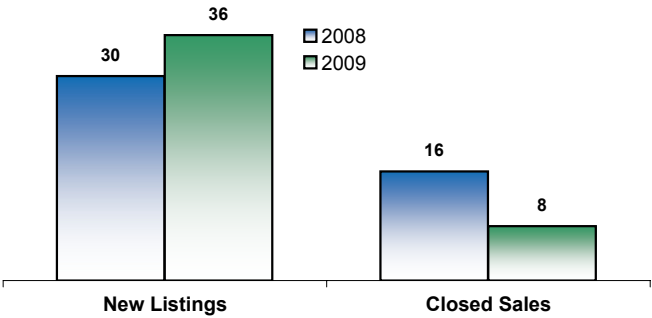
	2008	2009	Change	2008	2009	Change
New Listings	2	3	+ 50.0%	30	36	+ 20.0%
Closed Sales	0	2	NA	16	8	- 50.0%
Median Sales Price*	\$0	\$69,250	NA	\$120,000	\$130,329	+ 8.6%
Average Sales Price*	\$0	\$69,250	NA	\$122,571	\$116,145	- 5.2%
Percent of Original List Price Received at Sale*	0.0%	71.3%	NA	88.4%	84.0%	- 5.0%
Average Days on Market Until Sale	0	139	NA	116	101	- 12.4%
Total Current Inventory**	13	20	+ 53.8%	--	--	--
Single-Family Detached Inventory	13	20	+ 53.8%	--	--	--

\*Does not account for list prices from any previous listing contracts or seller concessions \*\*City inventory figures were first tracked in January 2008

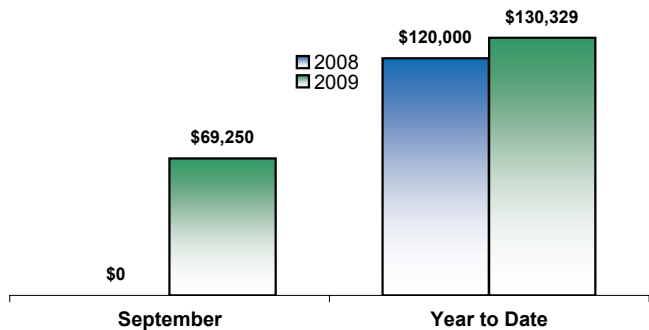
### Activity—Most Recent Month



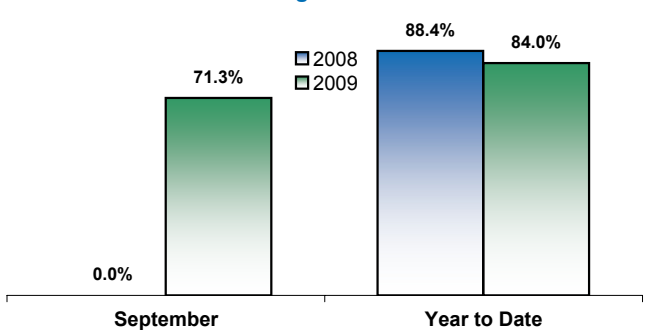
### Activity—Year to Date



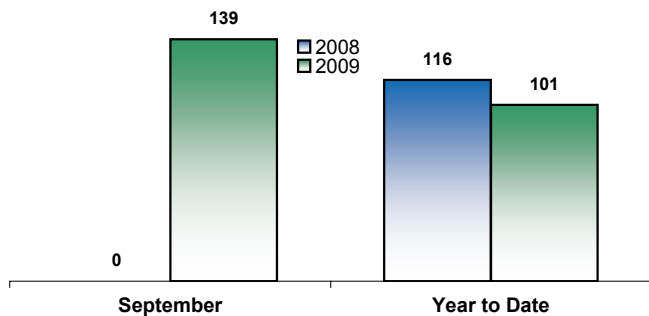
### Median Sales Price



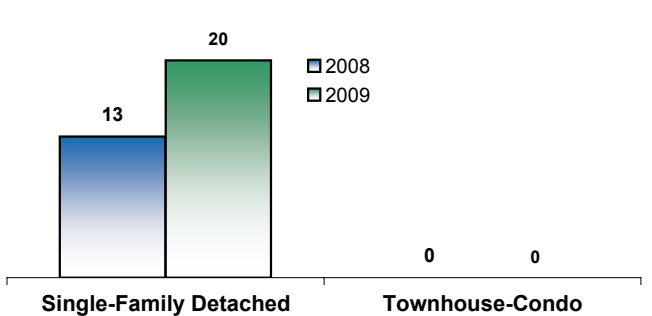
### Ratio of Sales Price to Original List Price



### Average Days on Market Until Sale



### Current Inventory



Some of the figures referenced in this report are for only one month worth of activity. As such, they can sometimes look extreme due to the small sample size involved.