

# Local Market Updates

A free research tool from the REALTOR® Association of the Sioux Empire  
Brought to you by the unique data-sharing traditions of the REALTOR® community



## Garretson

## February

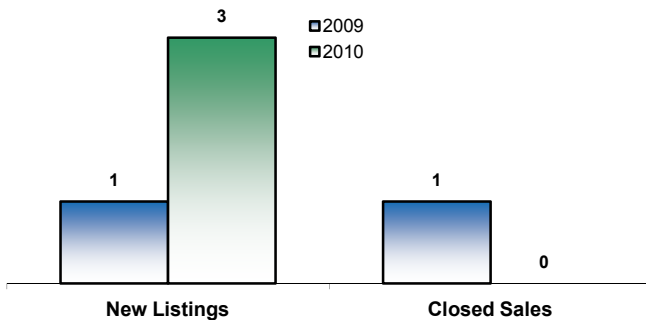
## Year to Date

Minnehaha County, SD

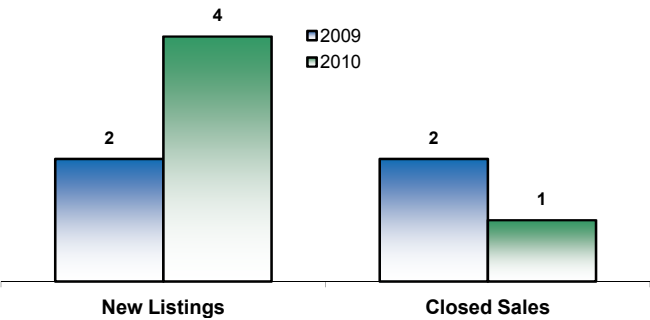
	2009	2010	Change	2009	2010	Change
New Listings	1	3	+ 200.0%	2	4	+ 100.0%
Closed Sales	1	0	- 100.0%	2	1	- 50.0%
Median Sales Price*	\$251,000	\$0	- 100.0%	\$218,000	\$74,500	- 65.8%
Average Sales Price*	\$251,000	\$0	- 100.0%	\$218,000	\$74,500	- 65.8%
Percent of Original List Price Received at Sale*	98.5%	0.0%	- 100.0%	98.2%	87.8%	- 10.6%
Average Days on Market Until Sale	61	0	- 100.0%	103	78	- 24.3%
Total Current Inventory**	10	12	+ 20.0%	--	--	--
Single-Family Detached Inventory	10	12	+ 20.0%	--	--	--

\*Does not account for list prices from any previous listing contracts or seller concessions \*\*City inventory figures were first tracked in January 2008

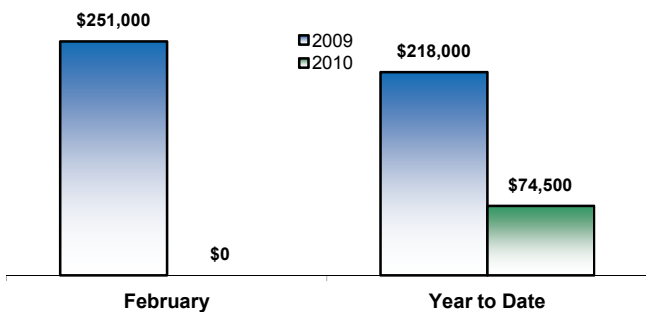
### Activity—Most Recent Month



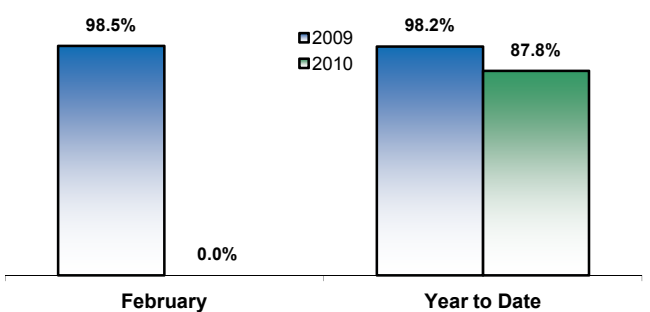
### Activity—Year to Date



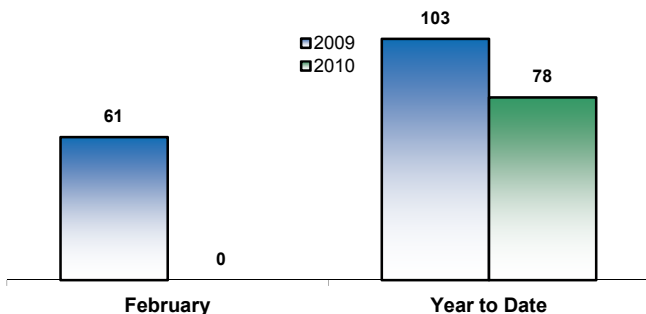
### Median Sales Price



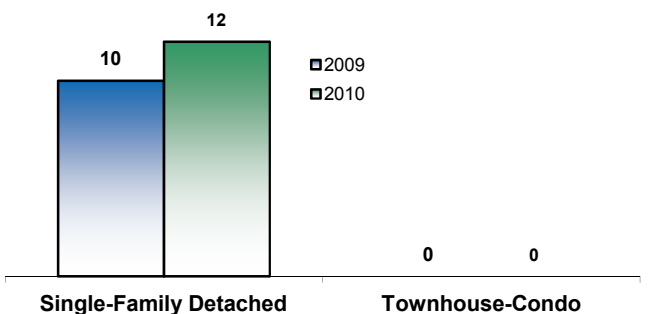
### Ratio of Sales Price to Original List Price



### Average Days on Market Until Sale



### Current Inventory



Some of the figures referenced in this report are for only one month worth of activity. As such, they can sometimes look extreme due to the small sample size involved.