

# Local Market Updates

A free research tool from the REALTOR® Association of the Sioux Empire  
Brought to you by the unique data-sharing traditions of the REALTOR® community



## Worthing

Lincoln County, SD

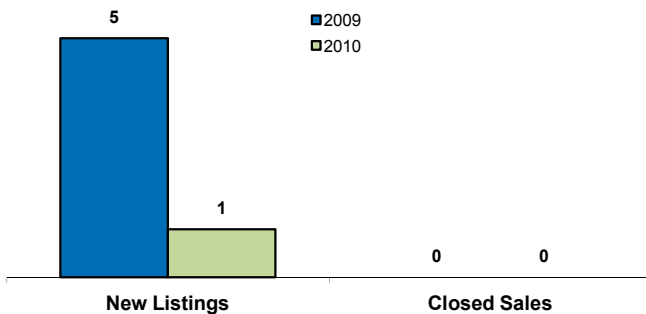
## June

## Year to Date

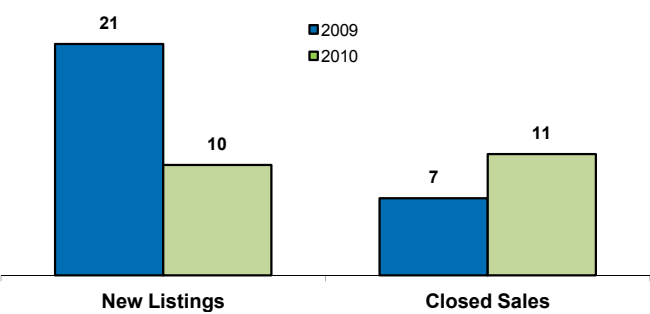
	2009	2010	Change	2009	2010	Change
New Listings	5	1	- 80.0%	21	10	- 52.4%
Closed Sales	0	0	NA	7	11	+ 57.1%
Median Sales Price*	\$0	\$0	NA	\$110,000	\$124,900	+ 13.5%
Average Sales Price*	\$0	\$0	NA	\$101,629	\$138,164	+ 35.9%
Percent of Original List Price Received at Sale*	0.0%	0.0%	NA	98.0%	95.4%	- 2.7%
Average Days on Market Until Sale	0	0	NA	119	81	- 31.8%
Total Current Inventory**	11	3	- 72.7%	--	--	--
Single-Family Detached Inventory	10	3	- 70.0%	--	--	--

\*Does not account for list prices from any previous listing contracts or seller concessions \*\*City inventory figures were first tracked in January 2008

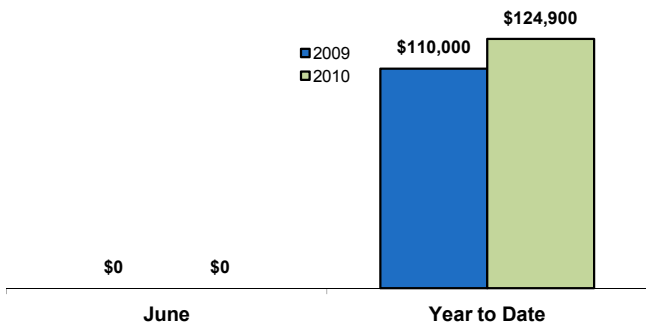
### Activity—Most Recent Month



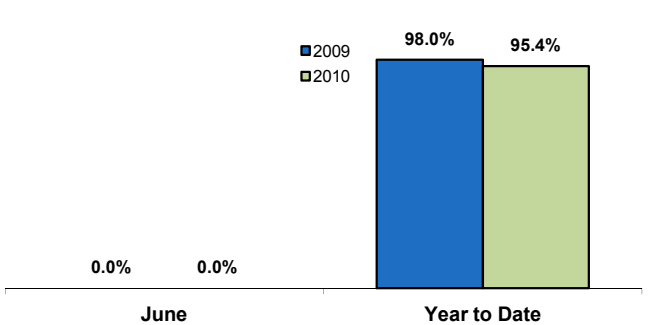
### Activity—Year to Date



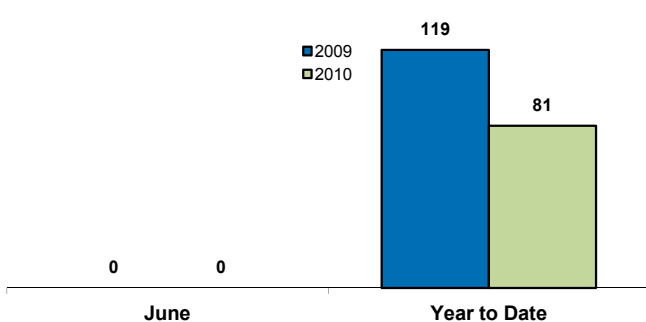
### Median Sales Price



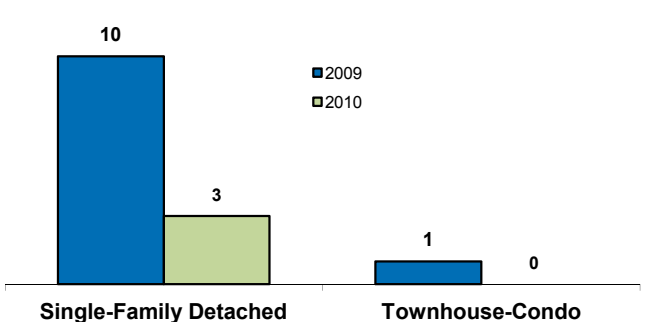
### Ratio of Sales Price to Original List Price



### Average Days on Market Until Sale



### Current Inventory



Some of the figures referenced in this report are for only one month worth of activity. As such, they can sometimes look extreme due to the small sample size involved.