

Local Market Updates

A free research tool from the REALTOR® Association of the Sioux Empire
Brought to you by the unique data-sharing traditions of the REALTOR® community



Canton

Lincoln County, SD

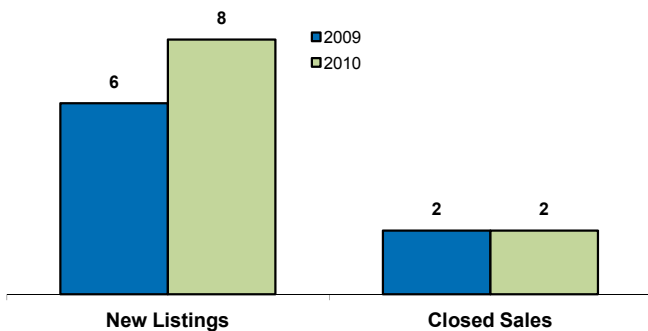
August

Year to Date

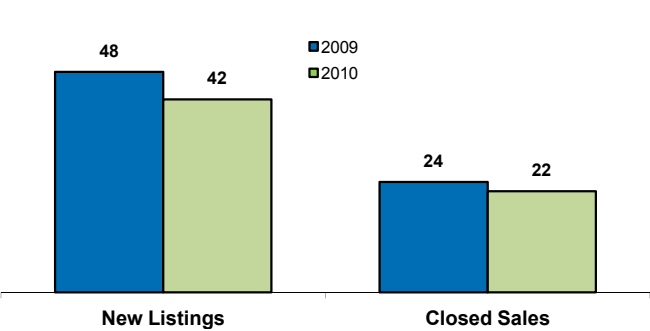
	2009	2010	Change	2009	2010	Change
New Listings	6	8	+ 33.3%	48	42	- 12.5%
Closed Sales	2	2	- 0.0%	24	22	- 8.3%
Median Sales Price*	\$154,000	\$136,220	- 11.5%	\$104,500	\$92,000	- 12.0%
Average Sales Price*	\$154,000	\$136,220	- 11.5%	\$119,817	\$106,934	- 10.8%
Percent of Original List Price Received at Sale*	91.9%	98.4%	+ 7.1%	88.3%	93.9%	+ 6.3%
Average Days on Market Until Sale	171	86	- 50.0%	131	102	- 22.2%
Total Current Inventory**	28	24	- 14.3%	--	--	--
Single-Family Detached Inventory	28	24	- 14.3%	--	--	--

*Does not account for list prices from any previous listing contracts or seller concessions **City inventory figures were first tracked in January 2008

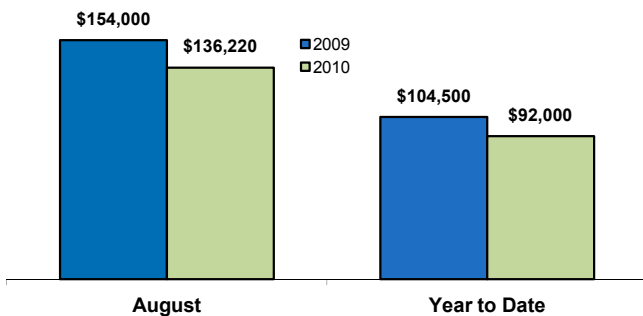
Activity—Most Recent Month



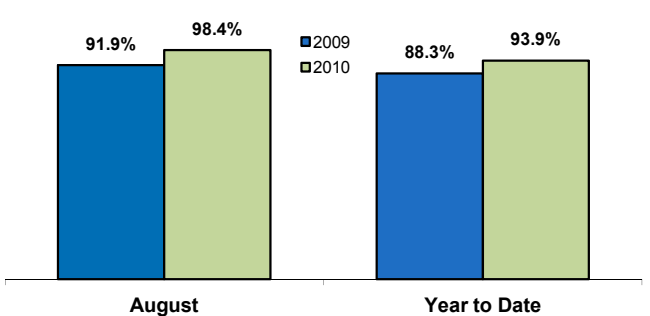
Activity—Year to Date



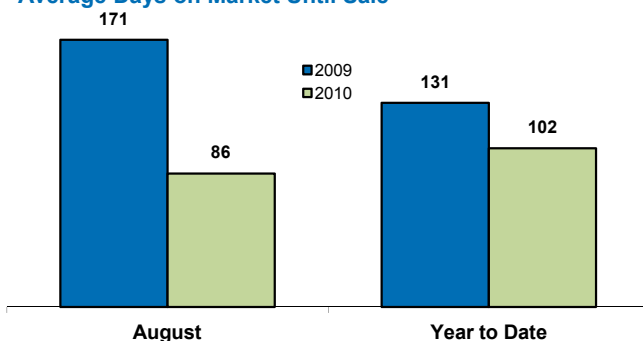
Median Sales Price



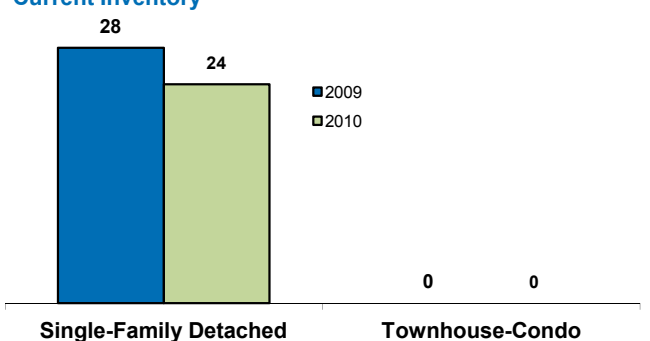
Ratio of Sales Price to Original List Price



Average Days on Market Until Sale



Current Inventory



Some of the figures referenced in this report are for only one month worth of activity. As such, they can sometimes look extreme due to the small sample size involved.