

Local Market Updates

A free research tool from the REALTOR® Association of the Sioux Empire
Brought to you by the unique data-sharing traditions of the REALTOR® community



Garretson

November

Year to Date

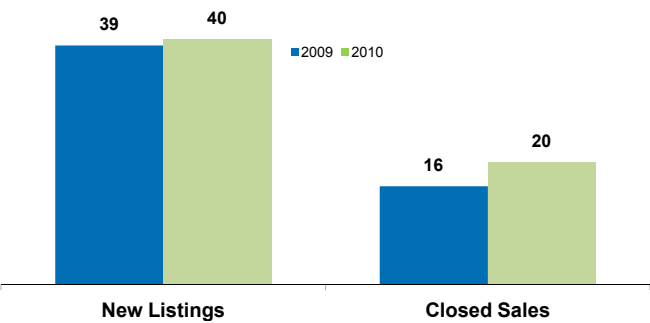
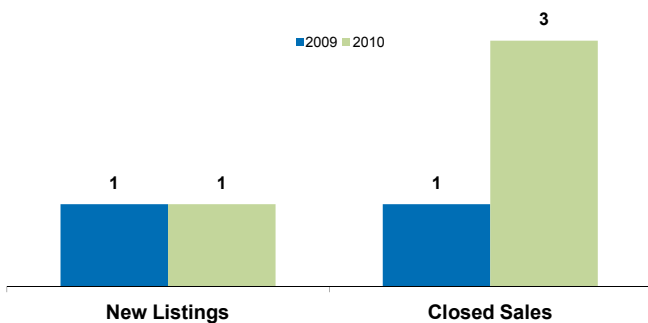
Minnehaha County, SD

	2009	2010	Change	2009	2010	Change
New Listings	1	1	- 0.0%	39	40	+ 2.6%
Closed Sales	1	3	+ 200.0%	16	20	+ 25.0%
Median Sales Price*	\$41,000	\$177,904	+ 333.9%	\$132,000	\$112,850	- 14.5%
Average Sales Price*	\$41,000	\$187,635	+ 357.6%	\$166,727	\$167,774	+ 0.6%
Percent of Original List Price Received at Sale*	55.3%	97.8%	+ 77.0%	87.4%	92.2%	+ 5.5%
Average Days on Market Until Sale	134	36	- 73.4%	104	77	- 25.7%
Total Current Inventory**	11	10	- 9.1%	--	--	--
Single-Family Detached Inventory	11	10	- 9.1%	--	--	--

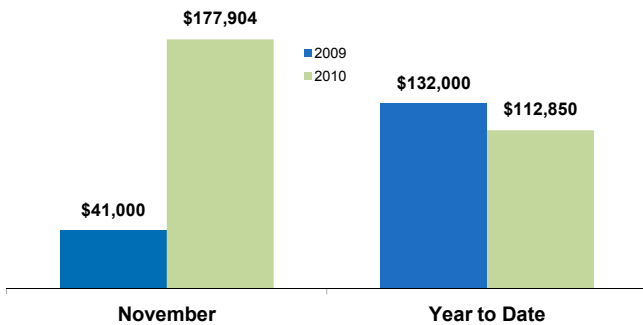
*Does not account for list prices from any previous listing contracts or seller concessions **City inventory figures were first tracked in January 2008

Activity—Most Recent Month

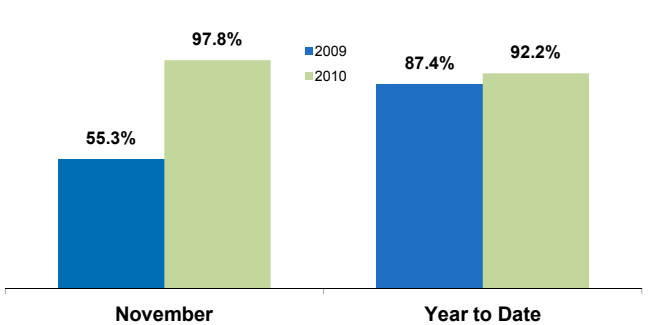
Activity—Year to Date



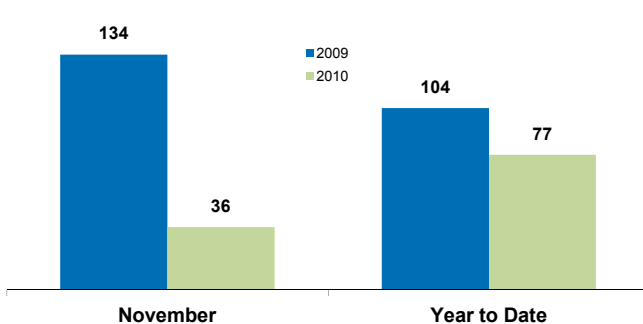
Median Sales Price



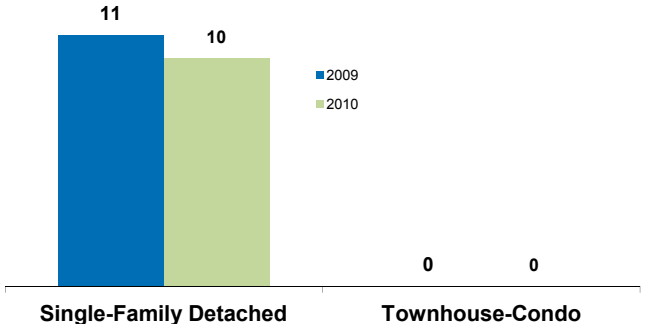
Ratio of Sales Price to Original List Price



Average Days on Market Until Sale



Current Inventory



Some of the figures referenced in this report are for only one month worth of activity. As such, they can sometimes look extreme due to the small sample size involved.