

Local Market Update – April 2011

A RESEARCH TOOL PROVIDED BY THE REALTOR® ASSOCIATION OF THE SIOUX EMPIRE, INC.



Worthing

-- - 75.0% - 41.6%

Change in
New Listings

Change in
Closed Sales

Change in
Median Sales Price

Lincoln County, SD

April

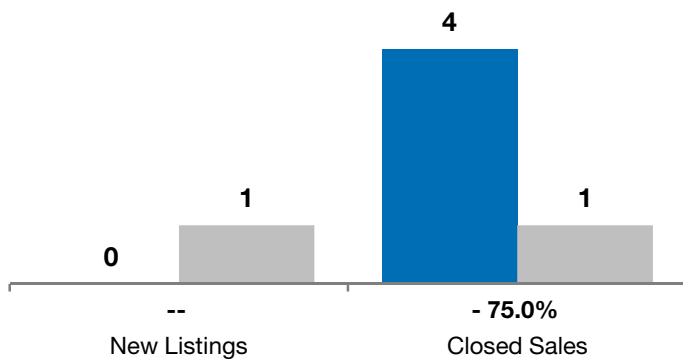
Year to Date

	2010	2011	+ / -	2010	2011	+ / -
New Listings	0	1	--	8	7	- 12.5%
Closed Sales	4	1	- 75.0%	8	6	- 25.0%
Median Sales Price*	\$128,500	\$75,000	- 41.6%	\$128,950	\$104,500	- 19.0%
Average Sales Price*	\$127,500	\$75,000	- 41.2%	\$144,350	\$105,667	- 26.8%
Percent of Original List Price Received*	96.4%	93.9%	- 2.6%	95.5%	88.0%	- 7.8%
Average Days on Market Until Sale	83	64	- 23.1%	87	97	+ 10.8%
Inventory of Homes for Sale	4	5	+ 25.0%	--	--	--
Months Supply of Inventory	1.6	2.7	+ 63.6%	--	--	--

* Does not account for list prices from any previous listing contracts or seller concessions. | Activity for one month can sometimes look extreme due to small sample size.

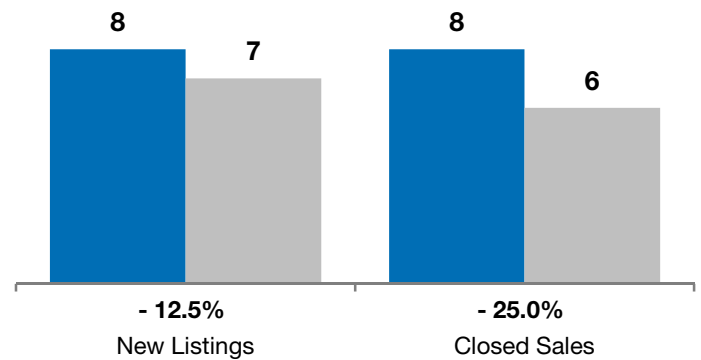
April

■ 2010 ■ 2011

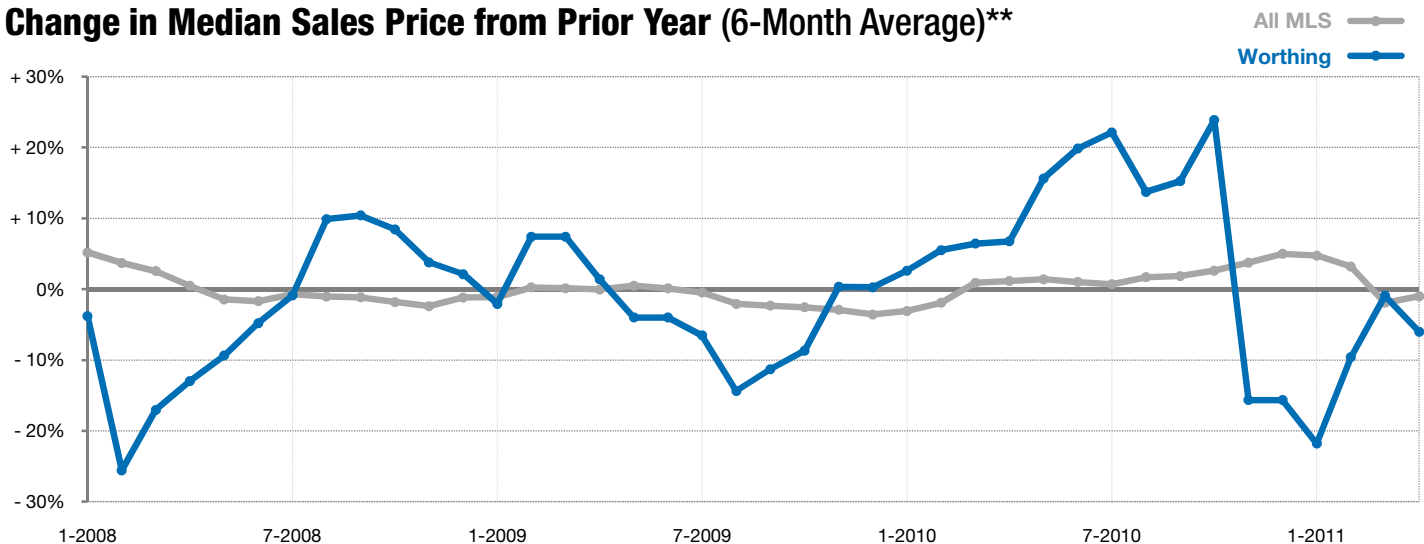


Year to Date

■ 2010 ■ 2011



Change in Median Sales Price from Prior Year (6-Month Average)**



** Each dot represents the change in median sales price from the prior year using a 6-month weighted average. This means that each of the 6 months used in a dot are proportioned according to their share of sales during that period. | All data from RASE Multiple Listing Service. Powered by 10K Research and Marketing.