

# Local Market Update – January 2013

A RESEARCH TOOL PROVIDED BY THE REALTOR® ASSOCIATION OF THE SIOUX EMPIRE, INC.



## Lennox

**+ 25.0%**

--

--

Change in  
New Listings

Change in  
Closed Sales

Change in  
Median Sales Price

Lincoln County, SD

### January

### Year to Date

	2012	2013	+ / -	2012	2013	+ / -
New Listings	4	5	+ 25.0%	4	5	+ 25.0%
Closed Sales	0	1	--	0	1	--
Median Sales Price*	\$0	\$197,000	--	\$0	\$197,000	--
Average Sales Price*	\$0	\$197,000	--	\$0	\$197,000	--
Percent of Original List Price Received*	0.0%	93.9%	--	0.0%	93.9%	--
Average Days on Market Until Sale	0	127	--	0	127	--
Inventory of Homes for Sale	18	9	- 50.0%	--	--	--
Months Supply of Inventory	5.2	2.8	- 46.0%	--	--	--

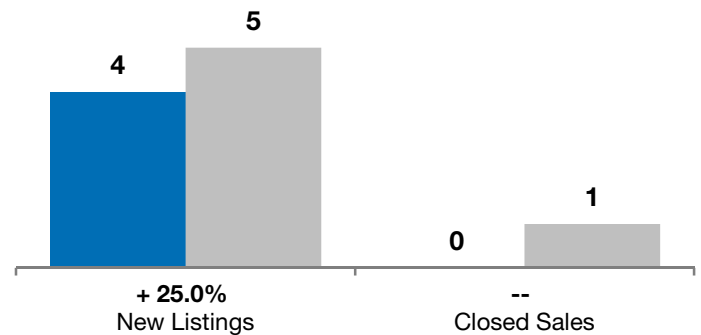
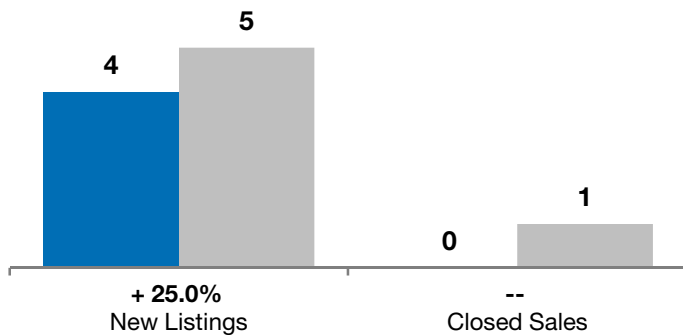
\* Does not account for list prices from any previous listing contracts or seller concessions. | Activity for one month can sometimes look extreme due to small sample size.

### January

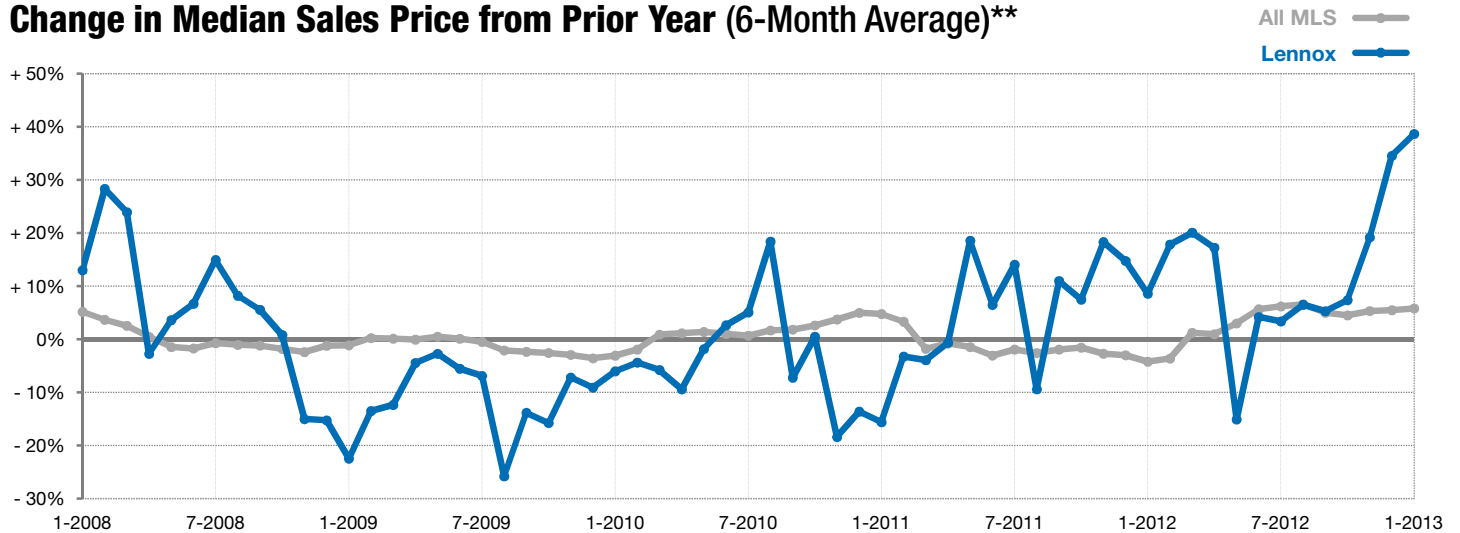
■ 2012 ■ 2013

### Year to Date

■ 2012 ■ 2013



### Change in Median Sales Price from Prior Year (6-Month Average)\*\*



\*\* Each dot represents the change in median sales price from the prior year using a 6-month weighted average. This means that each of the 6 months used in a dot are proportioned according to their share of sales during that period. | Current as of February 6, 2013. All data from RASE Multiple Listing Service. | Powered by 10K Research and Marketing.