

Local Market Update – April 2013

A RESEARCH TOOL PROVIDED BY THE REALTOR® ASSOCIATION OF THE SIOUX EMPIRE, INC.



Harrisburg

+ 3.7%

Change in
New Listings

+ 6.7%

Change in
Closed Sales

+ 1.4%

Change in
Median Sales Price

Lincoln County, SD

April

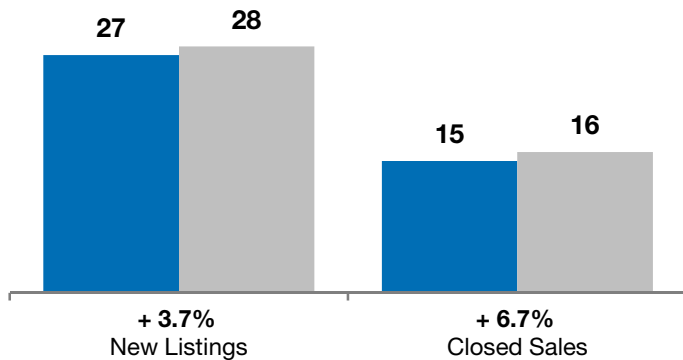
Year to Date

	2012	2013	+ / -	2012	2013	+ / -
New Listings	27	28	+ 3.7%	92	87	- 5.4%
Closed Sales	15	16	+ 6.7%	34	49	+ 44.1%
Median Sales Price*	\$156,650	\$158,900	+ 1.4%	\$149,000	\$165,000	+ 10.7%
Average Sales Price*	\$166,713	\$174,649	+ 4.8%	\$153,695	\$183,071	+ 19.1%
Percent of Original List Price Received*	97.4%	98.9%	+ 1.5%	96.6%	97.8%	+ 1.3%
Average Days on Market Until Sale	122	83	- 32.0%	101	84	- 17.1%
Inventory of Homes for Sale	74	61	- 17.6%	--	--	--
Months Supply of Inventory	7.9	4.6	- 41.8%	--	--	--

* Does not account for list prices from any previous listing contracts or seller concessions. | Activity for one month can sometimes look extreme due to small sample size.

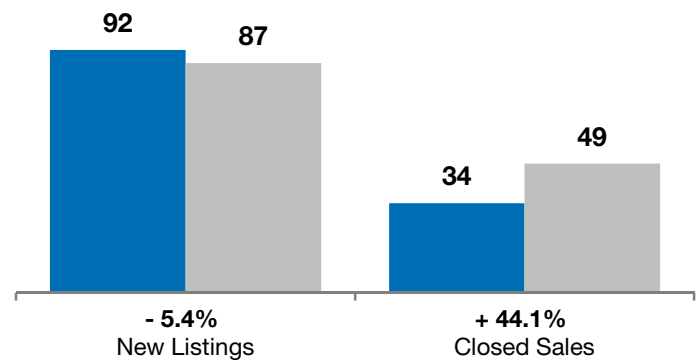
April

■ 2012 ■ 2013

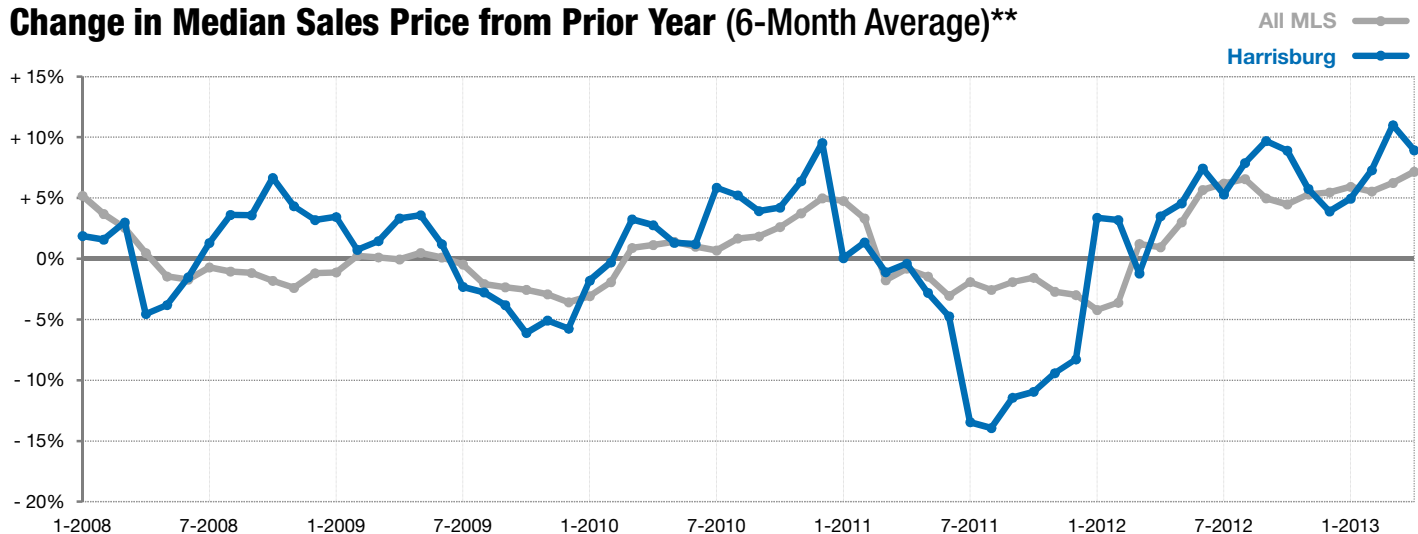


Year to Date

■ 2012 ■ 2013



Change in Median Sales Price from Prior Year (6-Month Average)**



** Each dot represents the change in median sales price from the prior year using a 6-month weighted average. This means that each of the 6 months used in a dot are proportioned according to their share of sales during that period. | Current as of May 6, 2013. All data from RASE Multiple Listing Service. | Powered by 10K Research and Marketing.