

Local Market Update – June 2013

A RESEARCH TOOL PROVIDED BY THE REALTOR® ASSOCIATION OF THE SIOUX EMPIRE, INC.



Worthing

+ 50.0%

--

--

Change in
New Listings

Change in
Closed Sales

Change in
Median Sales Price

Lincoln County, SD

June

Year to Date

	2012	2013	+ / -	2012	2013	+ / -
New Listings	2	3	+ 50.0%	10	18	+ 80.0%
Closed Sales	0	2	--	4	10	+ 150.0%
Median Sales Price*	\$0	\$238,400	--	\$245,000	\$133,000	- 45.7%
Average Sales Price*	\$0	\$238,400	--	\$273,125	\$147,690	- 45.9%
Percent of Original List Price Received*	0.0%	96.0%	--	92.4%	96.4%	+ 4.4%
Average Days on Market Until Sale	0	94	--	93	61	- 33.8%
Inventory of Homes for Sale	7	9	+ 28.6%	--	--	--
Months Supply of Inventory	6.4	4.5	- 29.3%	--	--	--

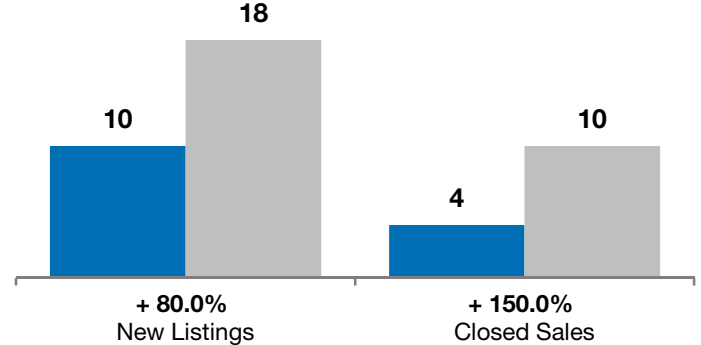
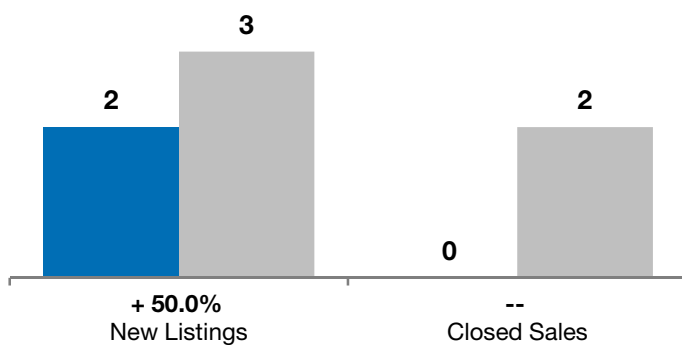
* Does not account for list prices from any previous listing contracts or seller concessions. | Activity for one month can sometimes look extreme due to small sample size.

June

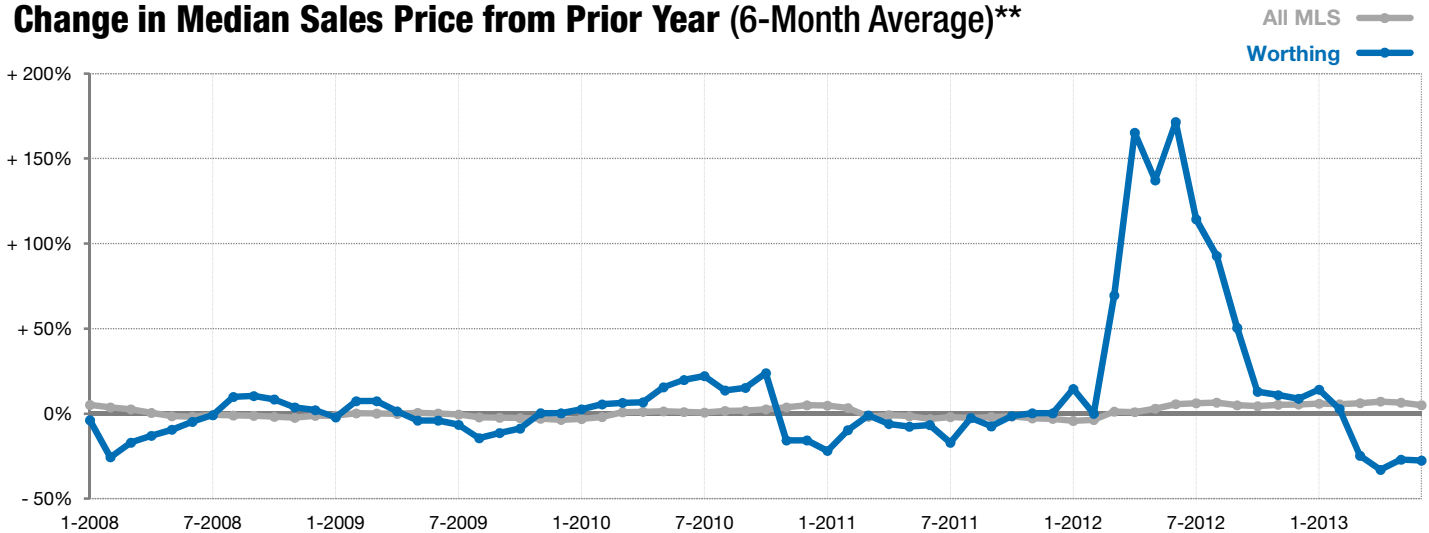
■ 2012 ■ 2013

Year to Date

■ 2012 ■ 2013



Change in Median Sales Price from Prior Year (6-Month Average)**



** Each dot represents the change in median sales price from the prior year using a 6-month weighted average. This means that each of the 6 months used in a dot are proportioned according to their share of sales during that period. | Current as of July 4, 2013. All data from RASE Multiple Listing Service. | Powered by 10K Research and Marketing.