

Local Market Update – November 2013

A RESEARCH TOOL PROVIDED BY THE REALTOR® ASSOCIATION OF THE SIOUX EMPIRE, INC.



Garretson

0.0%

Change in
New Listings

- 83.3%

Change in
Closed Sales

- 27.8%

Change in
Median Sales Price

Minnehaha County, SD

November

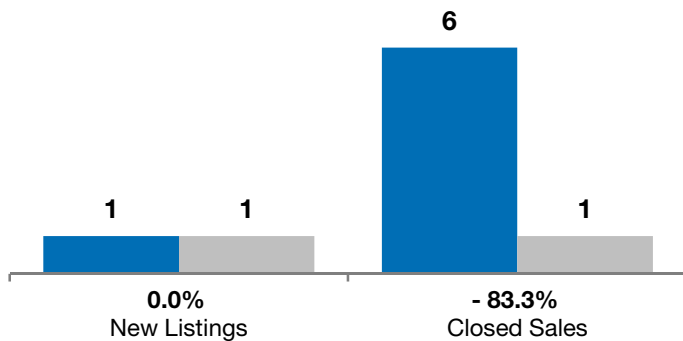
Year to Date

	2012	2013	+ / -	2012	2013	+ / -
New Listings	1	1	0.0%	39	32	- 17.9%
Closed Sales	6	1	- 83.3%	24	21	- 12.5%
Median Sales Price*	\$172,500	\$124,500	- 27.8%	\$161,050	\$128,000	- 20.5%
Average Sales Price*	\$170,983	\$124,500	- 27.2%	\$168,384	\$156,087	- 7.3%
Percent of Original List Price Received*	93.1%	92.3%	- 0.9%	90.0%	95.0%	+ 5.5%
Average Days on Market Until Sale	127	119	- 6.1%	104	105	+ 0.5%
Inventory of Homes for Sale	10	10	0.0%	--	--	--
Months Supply of Inventory	4.2	4.4	+ 4.0%	--	--	--

* Does not account for list prices from any previous listing contracts or seller concessions. | Activity for one month can sometimes look extreme due to small sample size.

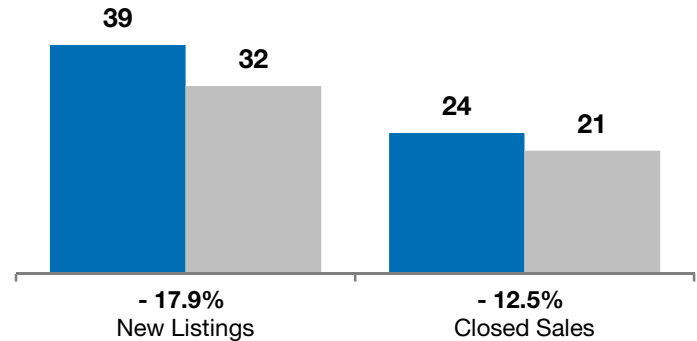
November

■ 2012 ■ 2013

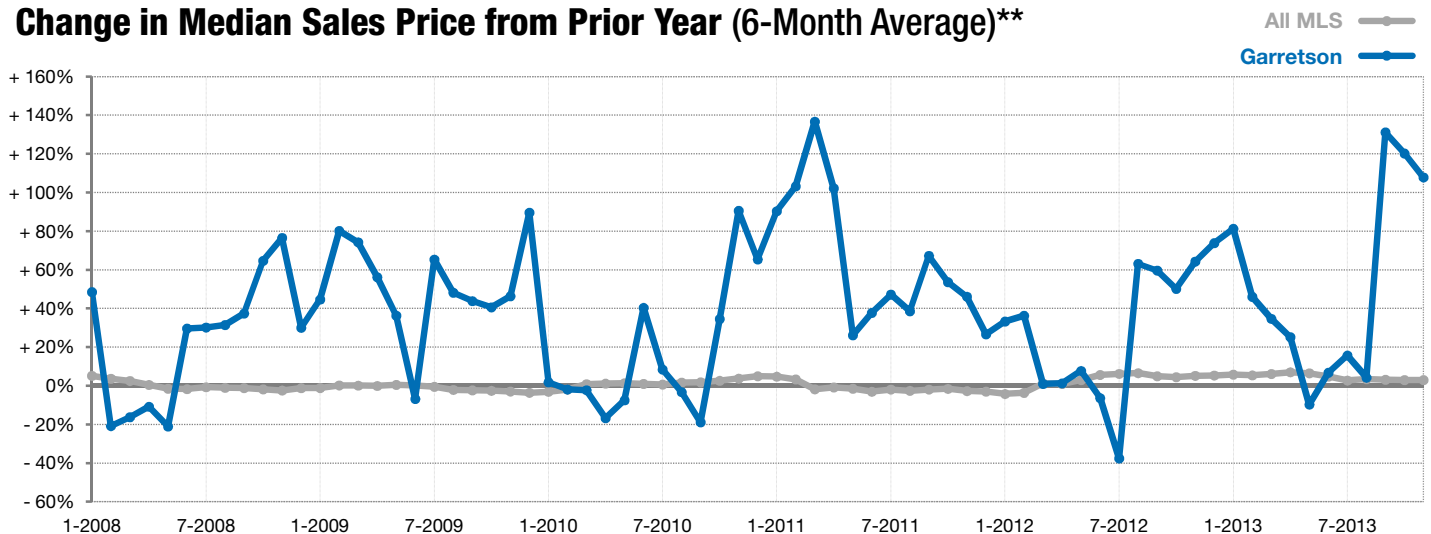


Year to Date

■ 2012 ■ 2013



Change in Median Sales Price from Prior Year (6-Month Average)**



** Each dot represents the change in median sales price from the prior year using a 6-month weighted average. This means that each of the 6 months used in a dot are proportioned according to their share of sales during that period. | Current as of December 5, 2013. All data from RASE Multiple Listing Service. | Powered by 10K Research and Marketing.