

Local Market Update – December 2013

A RESEARCH TOOL PROVIDED BY THE REALTOR® ASSOCIATION OF THE SIOUX EMPIRE, INC.



Canton

Lincoln County, SD

- 60.0%

Change in
New Listings

+ 20.0%

Change in
Closed Sales

+ 55.0%

Change in
Median Sales Price

December

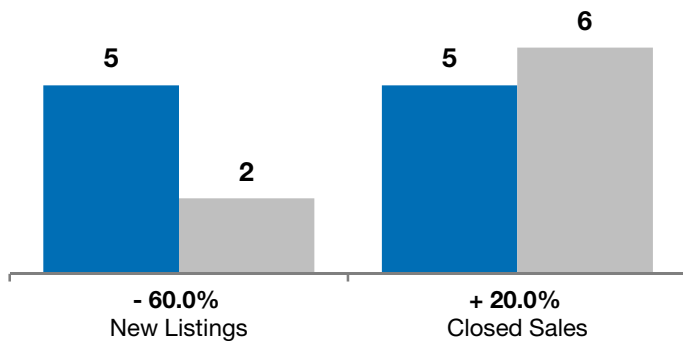
Year to Date

	2012	2013	+ / -	2012	2013	+ / -
New Listings	5	2	- 60.0%	87	74	- 14.9%
Closed Sales	5	6	+ 20.0%	38	50	+ 31.6%
Median Sales Price*	\$60,000	\$93,000	+ 55.0%	\$119,000	\$99,785	- 16.1%
Average Sales Price*	\$102,400	\$94,233	- 8.0%	\$127,380	\$143,611	+ 12.7%
Percent of Original List Price Received*	90.3%	89.8%	- 0.5%	90.0%	93.0%	+ 3.3%
Average Days on Market Until Sale	114	125	+ 9.5%	99	109	+ 10.7%
Inventory of Homes for Sale	33	19	- 42.4%	--	--	--
Months Supply of Inventory	10.4	4.2	- 59.3%	--	--	--

* Does not account for list prices from any previous listing contracts or seller concessions. | Activity for one month can sometimes look extreme due to small sample size.

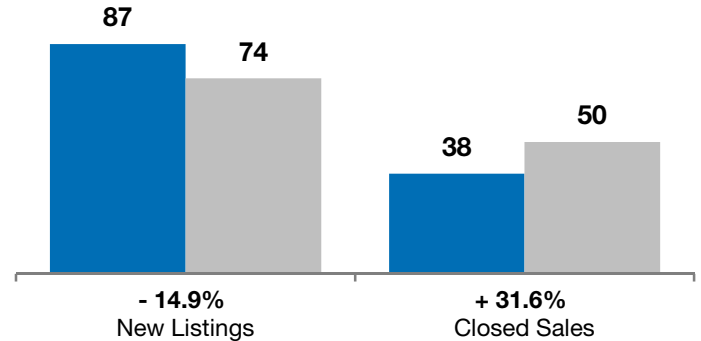
December

■ 2012 ■ 2013

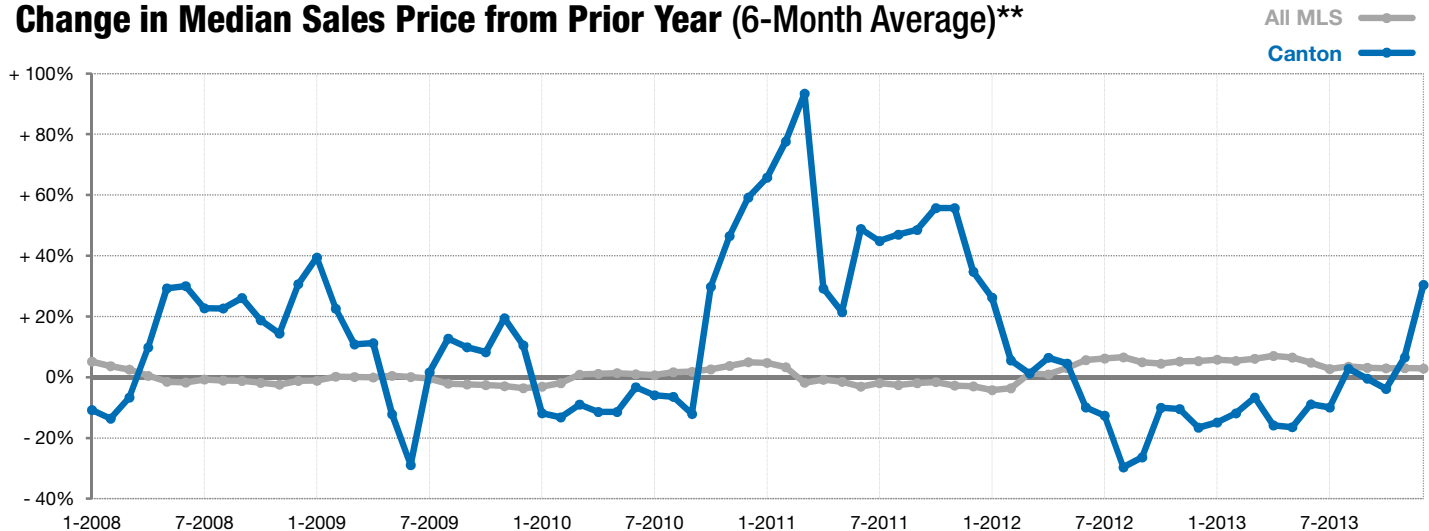


Year to Date

■ 2012 ■ 2013



Change in Median Sales Price from Prior Year (6-Month Average)**



** Each dot represents the change in median sales price from the prior year using a 6-month weighted average. This means that each of the 6 months used in a dot are proportioned according to their share of sales during that period. | Current as of January 7, 2014. All data from RASE Multiple Listing Service. | Powered by 10K Research and Marketing.