

Local Market Update – December 2013

A RESEARCH TOOL PROVIDED BY THE REALTOR® ASSOCIATION OF THE SIOUX EMPIRE, INC.



Worthing

-- - 50.0% + 15.9%

Change in
New Listings

Change in
Closed Sales

Change in
Median Sales Price

Lincoln County, SD

December

Year to Date

	2012	2013	+ / -	2012	2013	+ / -
New Listings	0	0	--	23	30	+ 30.4%
Closed Sales	2	1	- 50.0%	12	26	+ 116.7%
Median Sales Price*	\$119,450	\$138,500	+ 15.9%	\$124,950	\$132,750	+ 6.2%
Average Sales Price*	\$119,450	\$138,500	+ 15.9%	\$166,610	\$133,392	- 19.9%
Percent of Original List Price Received*	96.3%	99.3%	+ 3.1%	95.1%	96.2%	+ 1.1%
Average Days on Market Until Sale	78	80	+ 2.6%	104	95	- 9.1%
Inventory of Homes for Sale	6	3	- 50.0%	--	--	--
Months Supply of Inventory	4.5	1.3	- 70.4%	--	--	--

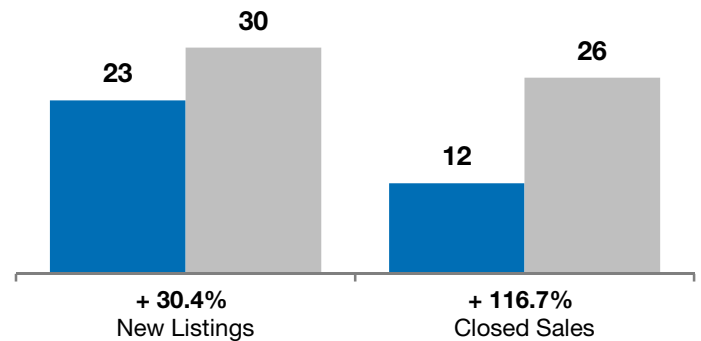
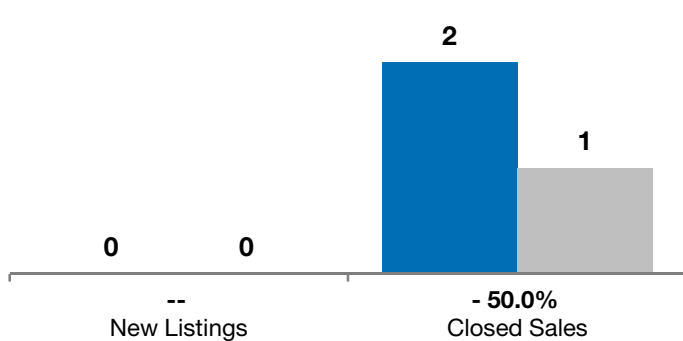
* Does not account for list prices from any previous listing contracts or seller concessions. | Activity for one month can sometimes look extreme due to small sample size.

December

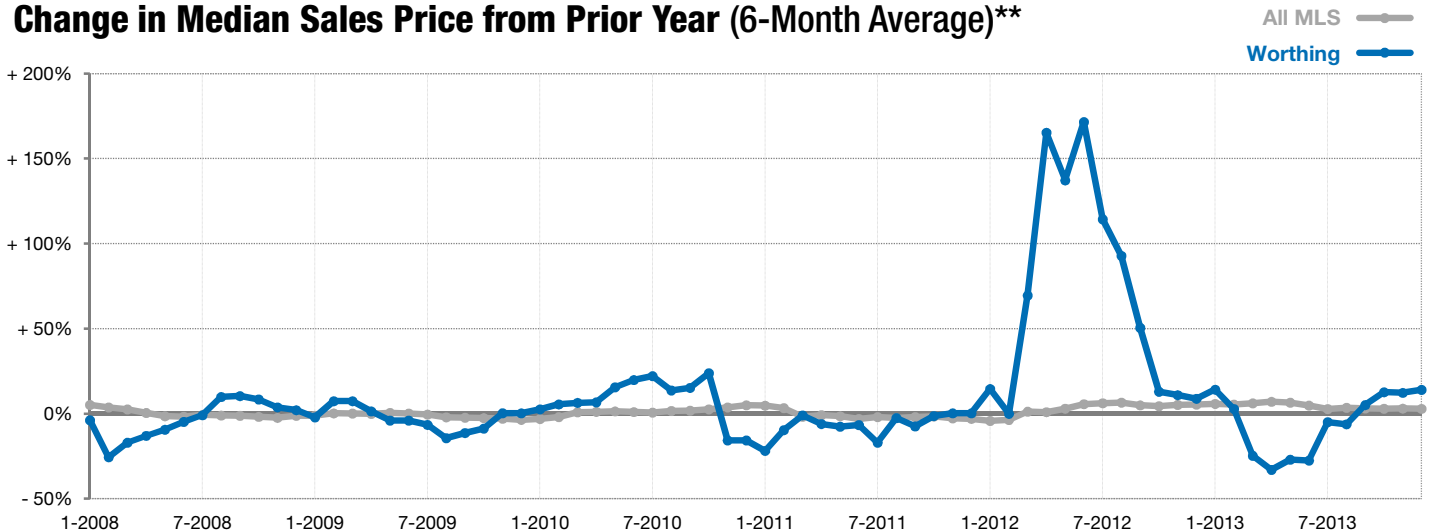
■ 2012 ■ 2013

Year to Date

■ 2012 ■ 2013



Change in Median Sales Price from Prior Year (6-Month Average)**



** Each dot represents the change in median sales price from the prior year using a 6-month weighted average. This means that each of the 6 months used in a dot are proportioned according to their share of sales during that period. | Current as of January 7, 2014. All data from RASE Multiple Listing Service. | Powered by 10K Research and Marketing.