

# Local Market Update – January 2014

A RESEARCH TOOL PROVIDED BY THE REALTOR® ASSOCIATION OF THE SIOUX EMPIRE, INC.



## Garretson

**- 33.3%**

--

--

Change in  
New Listings

Change in  
Closed Sales

Change in  
Median Sales Price

Minnehaha County, SD

### January

### Year to Date

	2013	2014	+ / -	2013	2014	+ / -
New Listings	3	2	- 33.3%	3	2	- 33.3%
Closed Sales	0	2	--	0	2	--
Median Sales Price*	\$0	\$231,000	--	\$0	\$231,000	--
Average Sales Price*	\$0	\$231,000	--	\$0	\$231,000	--
Percent of Original List Price Received*	0.0%	94.1%	--	0.0%	94.1%	--
Average Days on Market Until Sale	0	116	--	0	116	--
Inventory of Homes for Sale	9	6	- 33.3%	--	--	--
Months Supply of Inventory	3.8	2.6	- 30.7%	--	--	--

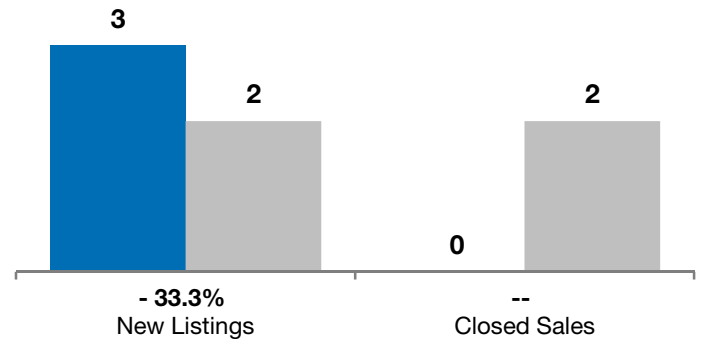
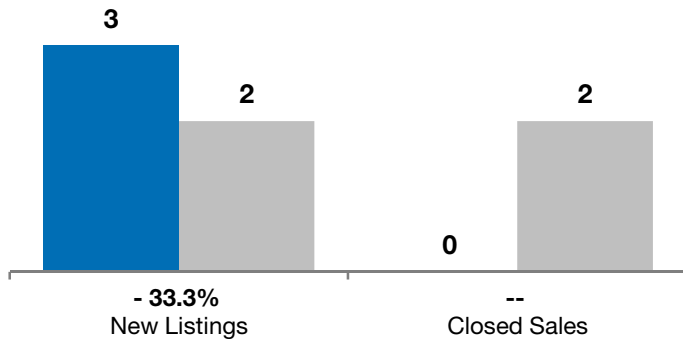
\* Does not account for list prices from any previous listing contracts or seller concessions. | Activity for one month can sometimes look extreme due to small sample size.

### January

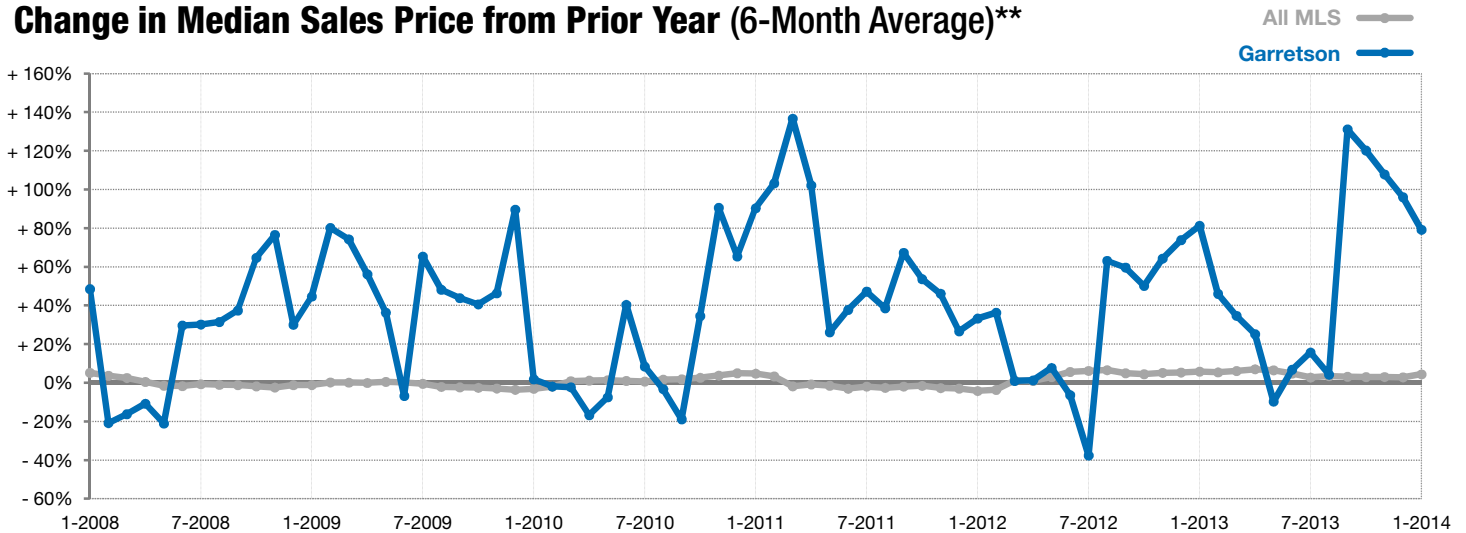
■ 2013 ■ 2014

### Year to Date

■ 2013 ■ 2014



### Change in Median Sales Price from Prior Year (6-Month Average)\*\*



\*\* Each dot represents the change in median sales price from the prior year using a 6-month weighted average. This means that each of the 6 months used in a dot are proportioned according to their share of sales during that period. | Current as of February 6, 2014. All data from RASE Multiple Listing Service. | Powered by 10K Research and Marketing.