

Local Market Update – January 2014

A RESEARCH TOOL PROVIDED BY THE REALTOR® ASSOCIATION OF THE SIOUX EMPIRE, INC.



Hartford

- 25.0%

--

--

Change in
New Listings

Change in
Closed Sales

Change in
Median Sales Price

Minnehaha County, SD

January

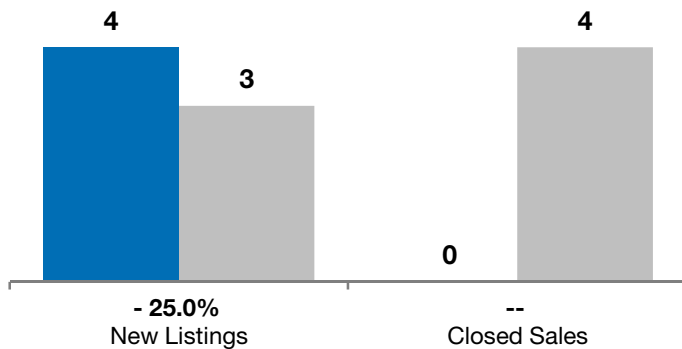
Year to Date

	2013	2014	+ / -	2013	2014	+ / -
New Listings	4	3	- 25.0%	4	3	- 25.0%
Closed Sales	0	4	--	0	4	--
Median Sales Price*	\$0	\$153,000	--	\$0	\$153,000	--
Average Sales Price*	\$0	\$154,225	--	\$0	\$154,225	--
Percent of Original List Price Received*	0.0%	97.1%	--	0.0%	97.1%	--
Average Days on Market Until Sale	0	93	--	0	93	--
Inventory of Homes for Sale	20	15	- 25.0%	--	--	--
Months Supply of Inventory	4.3	3.3	- 23.0%	--	--	--

* Does not account for list prices from any previous listing contracts or seller concessions. | Activity for one month can sometimes look extreme due to small sample size.

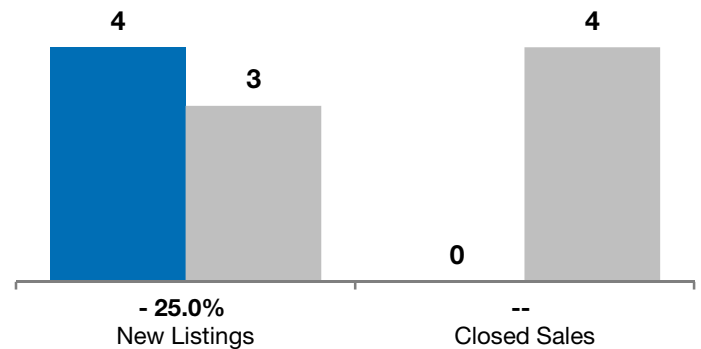
January

■ 2013 ■ 2014

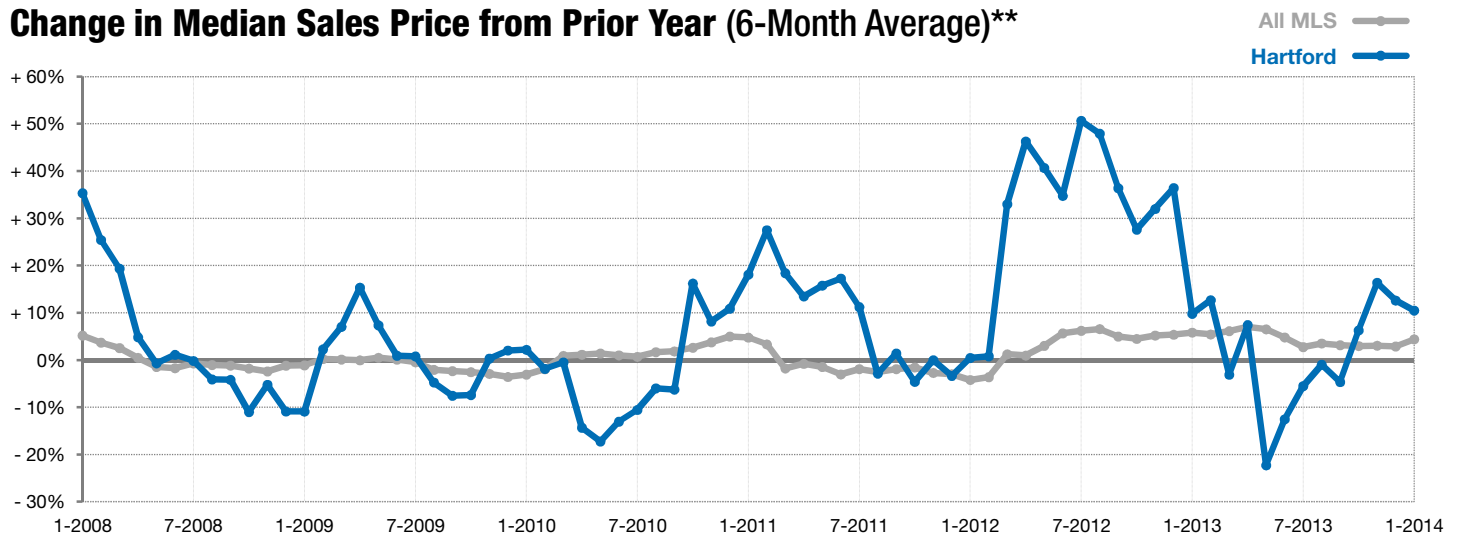


Year to Date

■ 2013 ■ 2014



Change in Median Sales Price from Prior Year (6-Month Average)**



** Each dot represents the change in median sales price from the prior year using a 6-month weighted average. This means that each of the 6 months used in a dot are proportioned according to their share of sales during that period. | Current as of February 6, 2014. All data from RASE Multiple Listing Service. | Powered by 10K Research and Marketing.