

Local Market Update – April 2014

A RESEARCH TOOL PROVIDED BY THE REALTOR® ASSOCIATION OF THE SIOUX EMPIRE, INC.



Baltic

- 50.0%

Change in
New Listings

- 33.3%

Change in
Closed Sales

+ 39.3%

Change in
Median Sales Price

Minnehaha County, SD

April

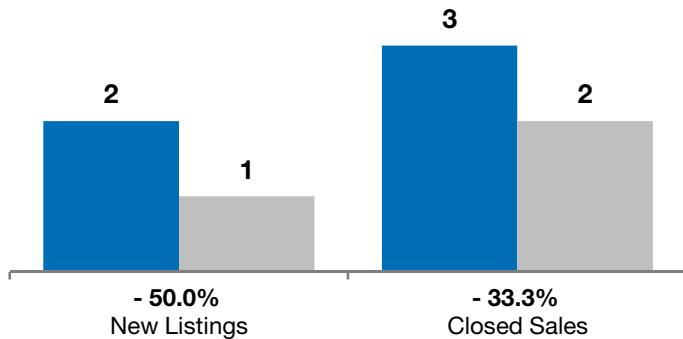
Year to Date

	2013	2014	+ / -	2013	2014	+ / -
New Listings	2	1	- 50.0%	10	9	- 10.0%
Closed Sales	3	2	- 33.3%	6	5	- 16.7%
Median Sales Price*	\$124,900	\$173,950	+ 39.3%	\$125,034	\$140,000	+ 12.0%
Average Sales Price*	\$129,933	\$173,950	+ 33.9%	\$129,661	\$149,080	+ 15.0%
Percent of Original List Price Received*	98.1%	97.1%	- 1.0%	97.6%	97.0%	- 0.6%
Average Days on Market Until Sale	96	100	+ 4.5%	94	129	+ 36.5%
Inventory of Homes for Sale	8	7	- 12.5%	--	--	--
Months Supply of Inventory	0.0	0.0	--	--	--	--

* Does not account for list prices from any previous listing contracts or seller concessions. | Activity for one month can sometimes look extreme due to small sample size.

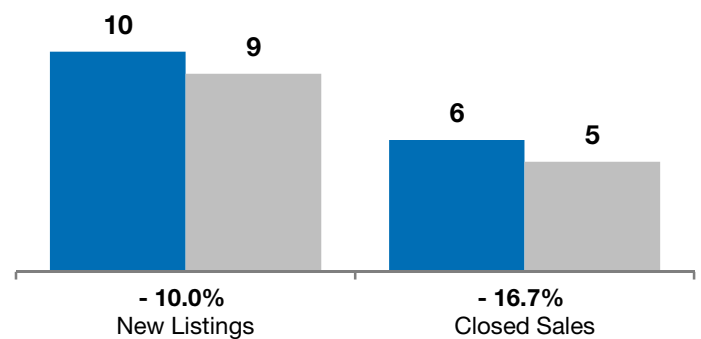
April

■ 2013 ■ 2014

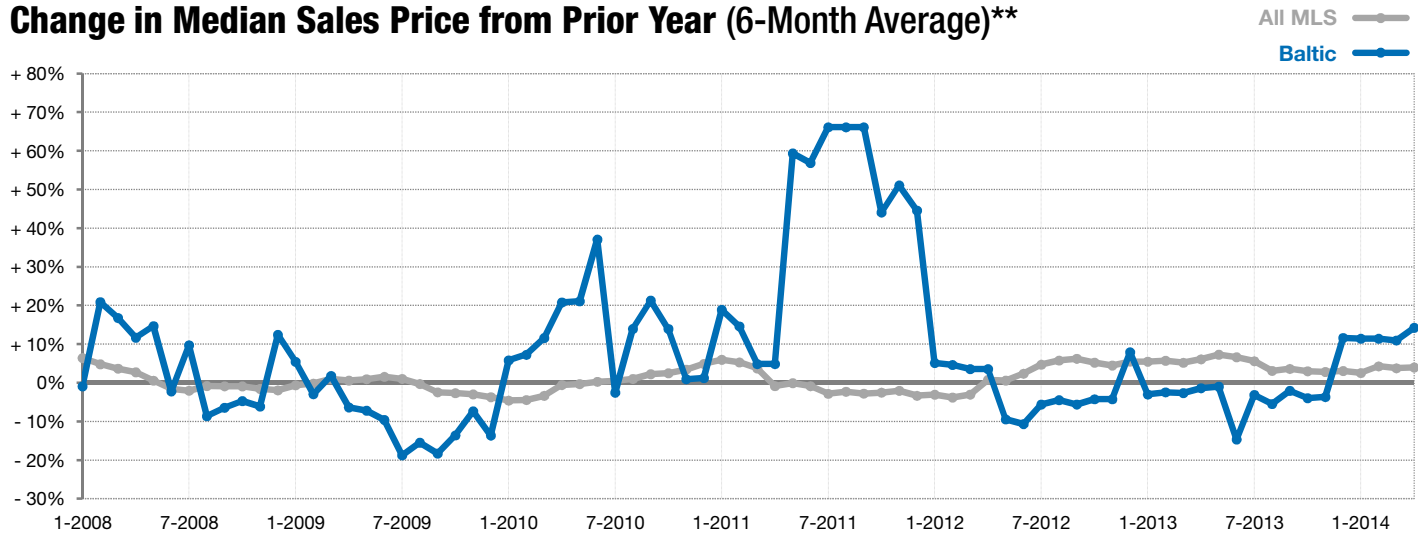


Year to Date

■ 2013 ■ 2014



Change in Median Sales Price from Prior Year (6-Month Average)**



** Each dot represents the change in median sales price from the prior year using a 6-month weighted average. This means that each of the 6 months used in a dot are proportioned according to their share of sales during that period. | Current as of May 9, 2014. All data from RASE Multiple Listing Service. | Powered by 10K Research and Marketing.