

Local Market Update – April 2014

A RESEARCH TOOL PROVIDED BY THE REALTOR® ASSOCIATION OF THE SIOUX EMPIRE, INC.



Dell Rapids

- 20.0%

Change in
New Listings

- 28.6%

Change in
Closed Sales

- 11.6%

Change in
Median Sales Price

Minnehaha County, SD

April

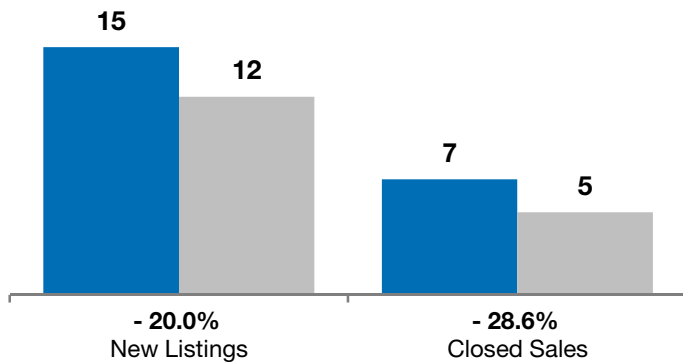
Year to Date

	2013	2014	+ / -	2013	2014	+ / -
New Listings	15	12	- 20.0%	31	26	- 16.1%
Closed Sales	7	5	- 28.6%	14	27	+ 92.9%
Median Sales Price*	\$164,000	\$144,900	- 11.6%	\$164,500	\$146,000	- 11.2%
Average Sales Price*	\$189,629	\$142,480	- 24.9%	\$182,807	\$144,435	- 21.0%
Percent of Original List Price Received*	96.1%	96.9%	+ 0.8%	96.3%	98.2%	+ 1.9%
Average Days on Market Until Sale	159	97	- 39.2%	159	126	- 20.8%
Inventory of Homes for Sale	31	24	- 22.6%	--	--	--
Months Supply of Inventory	0.0	0.0	--	--	--	--

* Does not account for list prices from any previous listing contracts or seller concessions. | Activity for one month can sometimes look extreme due to small sample size.

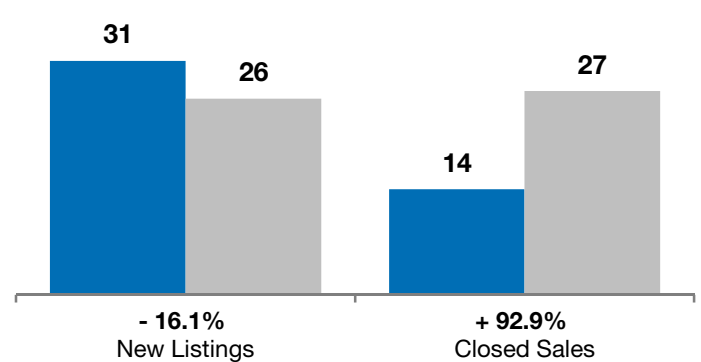
April

■ 2013 ■ 2014

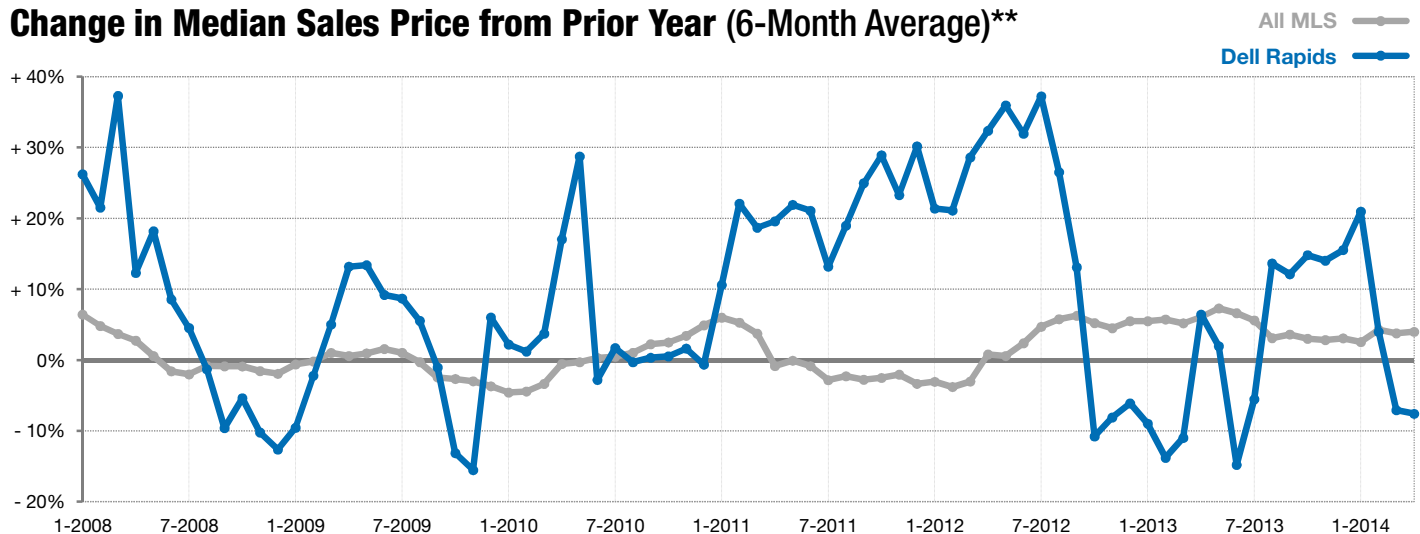


Year to Date

■ 2013 ■ 2014



Change in Median Sales Price from Prior Year (6-Month Average)**



** Each dot represents the change in median sales price from the prior year using a 6-month weighted average. This means that each of the 6 months used in a dot are proportioned according to their share of sales during that period. | Current as of May 9, 2014. All data from RASE Multiple Listing Service. | Powered by 10K Research and Marketing.