

Local Market Update – April 2014

A RESEARCH TOOL PROVIDED BY THE REALTOR® ASSOCIATION OF THE SIOUX EMPIRE, INC.



Harrisburg

- 25.0%

Change in
New Listings

+ 400.0%

Change in
Closed Sales

- 14.3%

Change in
Median Sales Price

Lincoln County, SD

April

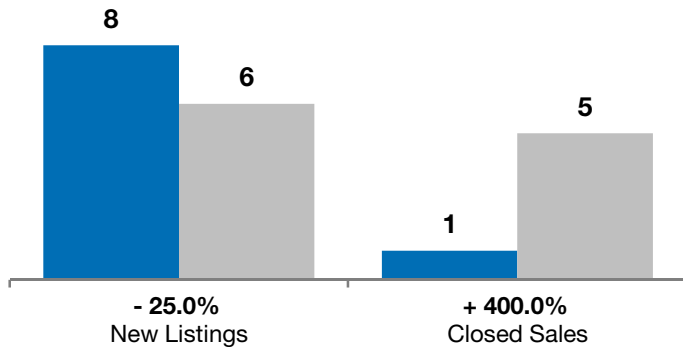
Year to Date

	2013	2014	+ / -	2013	2014	+ / -
New Listings	8	6	- 25.0%	24	23	- 4.2%
Closed Sales	1	5	+ 400.0%	3	13	+ 333.3%
Median Sales Price*	\$251,000	\$215,000	- 14.3%	\$138,500	\$174,900	+ 26.3%
Average Sales Price*	\$251,000	\$190,800	- 24.0%	\$169,500	\$180,342	+ 6.4%
Percent of Original List Price Received*	94.8%	96.5%	+ 1.8%	95.5%	97.1%	+ 1.7%
Average Days on Market Until Sale	195	156	- 20.1%	145	134	- 7.6%
Inventory of Homes for Sale	28	21	- 25.0%	--	--	--
Months Supply of Inventory	0.0	0.0	--	--	--	--

* Does not account for list prices from any previous listing contracts or seller concessions. | Activity for one month can sometimes look extreme due to small sample size.

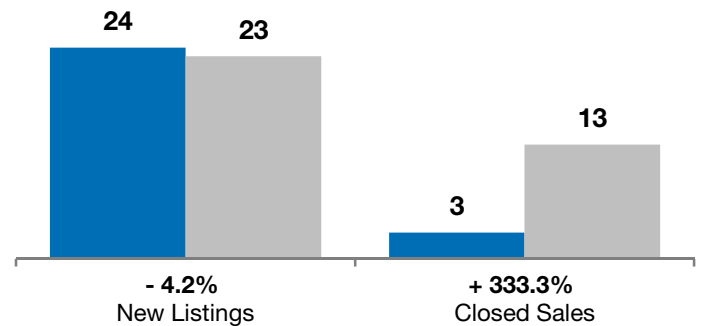
April

■ 2013 ■ 2014

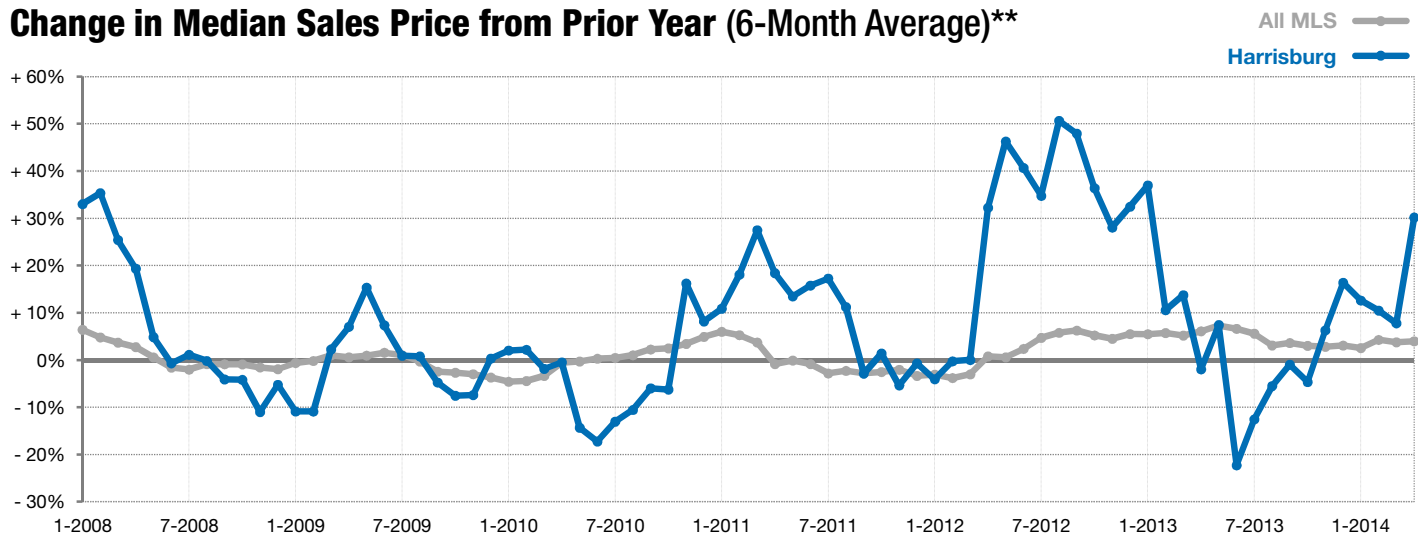


Year to Date

■ 2013 ■ 2014



Change in Median Sales Price from Prior Year (6-Month Average)**



** Each dot represents the change in median sales price from the prior year using a 6-month weighted average. This means that each of the 6 months used in a dot are proportioned according to their share of sales during that period. | Current as of May 9, 2014. All data from RASE Multiple Listing Service. | Powered by 10K Research and Marketing.