

Local Market Update – April 2014

A RESEARCH TOOL PROVIDED BY THE REALTOR® ASSOCIATION OF THE SIOUX EMPIRE, INC.



Worthing

+ 50.0%

Change in
New Listings

0.0%

Change in
Closed Sales

- 17.3%

Change in
Median Sales Price

Lincoln County, SD

April

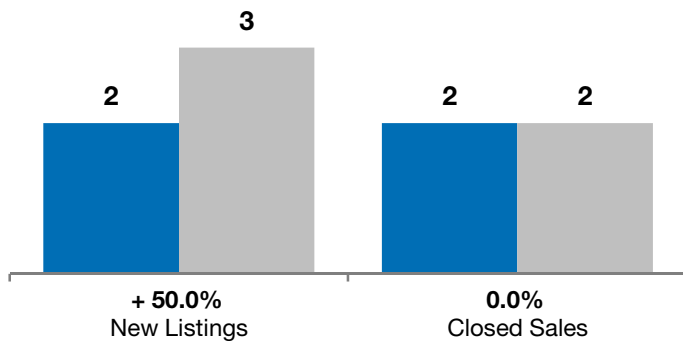
Year to Date

	2013	2014	+ / -	2013	2014	+ / -
New Listings	2	3	+ 50.0%	14	12	- 14.3%
Closed Sales	2	2	0.0%	6	4	- 33.3%
Median Sales Price*	\$131,200	\$108,500	- 17.3%	\$131,200	\$133,250	+ 1.6%
Average Sales Price*	\$131,200	\$108,500	- 17.3%	\$123,933	\$128,875	+ 4.0%
Percent of Original List Price Received*	101.0%	97.3%	- 3.7%	94.7%	97.0%	+ 2.4%
Average Days on Market Until Sale	74	35	- 53.1%	92	44	- 52.5%
Inventory of Homes for Sale	6	6	0.0%	--	--	--
Months Supply of Inventory	0.0	0.0	--	--	--	--

* Does not account for list prices from any previous listing contracts or seller concessions. | Activity for one month can sometimes look extreme due to small sample size.

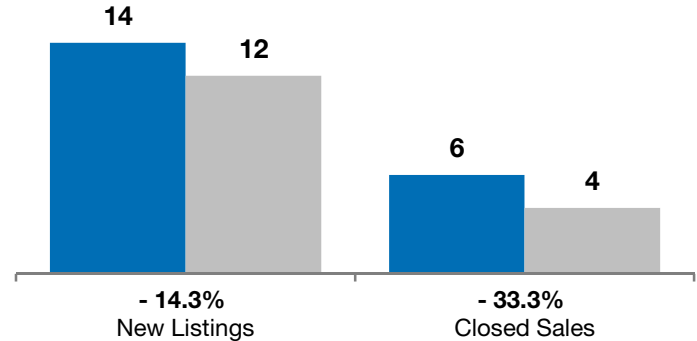
April

■ 2013 ■ 2014

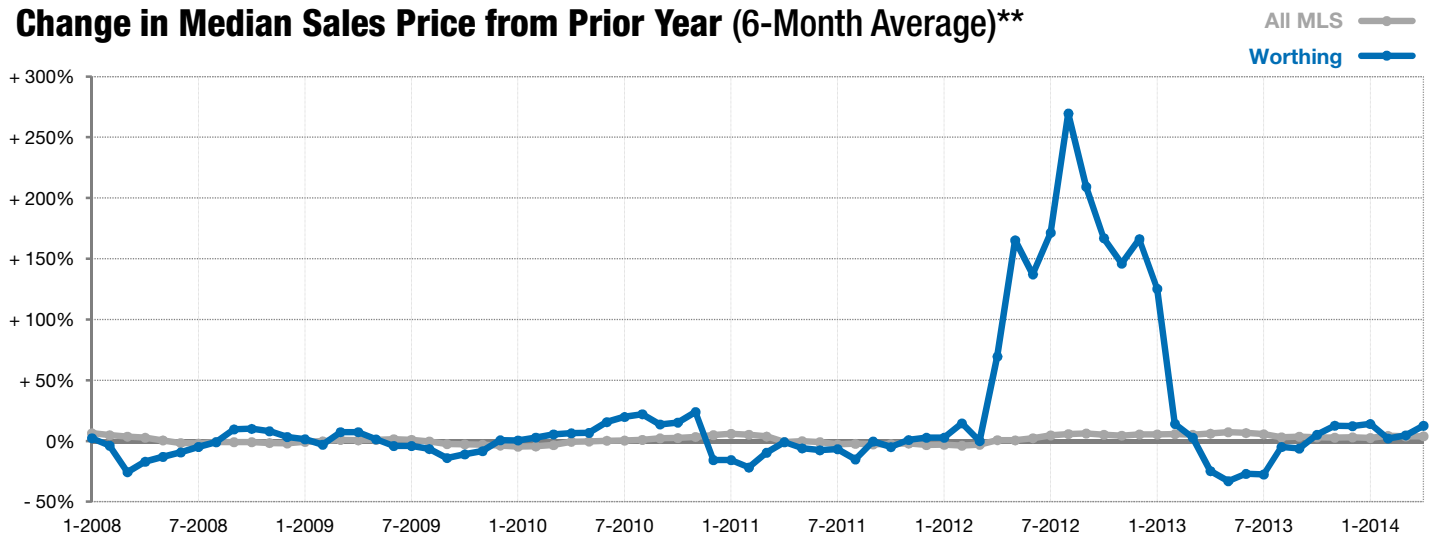


Year to Date

■ 2013 ■ 2014



Change in Median Sales Price from Prior Year (6-Month Average)**



** Each dot represents the change in median sales price from the prior year using a 6-month weighted average. This means that each of the 6 months used in a dot are proportioned according to their share of sales during that period. | Current as of May 9, 2014. All data from RASE Multiple Listing Service. | Powered by 10K Research and Marketing.