

Local Market Update – May 2014

A RESEARCH TOOL PROVIDED BY THE REALTOR® ASSOCIATION OF THE SIOUX EMPIRE, INC.



Harrisburg

- 39.5%

Change in
New Listings

- 13.0%

Change in
Closed Sales

+ 1.7%

Change in
Median Sales Price

Lincoln County, SD

May

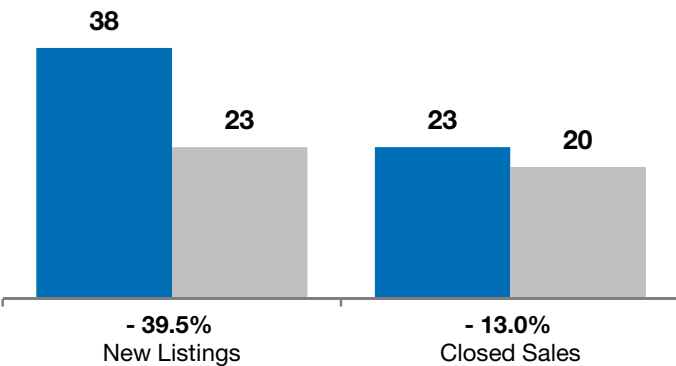
Year to Date

	2013	2014	+ / -	2013	2014	+ / -
New Listings	38	23	- 39.5%	127	105	- 17.3%
Closed Sales	23	20	- 13.0%	72	64	- 11.1%
Median Sales Price*	\$179,000	\$182,000	+ 1.7%	\$168,250	\$164,500	- 2.2%
Average Sales Price*	\$179,561	\$196,179	+ 9.3%	\$181,950	\$181,128	- 0.5%
Percent of Original List Price Received*	97.5%	99.5%	+ 2.0%	98.4%	98.9%	+ 0.5%
Average Days on Market Until Sale	98	94	- 3.7%	115	77	- 33.2%
Inventory of Homes for Sale	55	48	- 12.7%	--	--	--
Months Supply of Inventory	0.0	0.0	--	--	--	--

* Does not account for list prices from any previous listing contracts or seller concessions. | Activity for one month can sometimes look extreme due to small sample size.

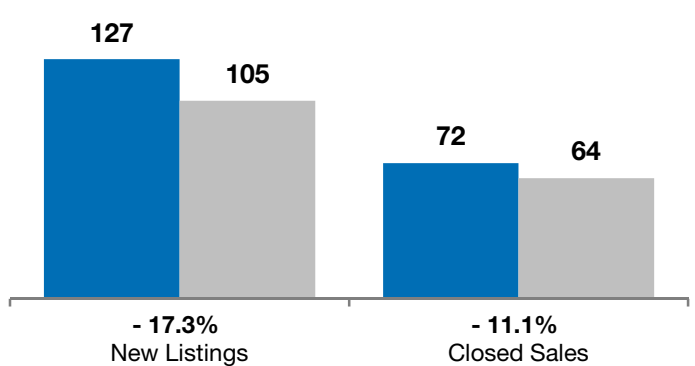
May

■ 2013 ■ 2014

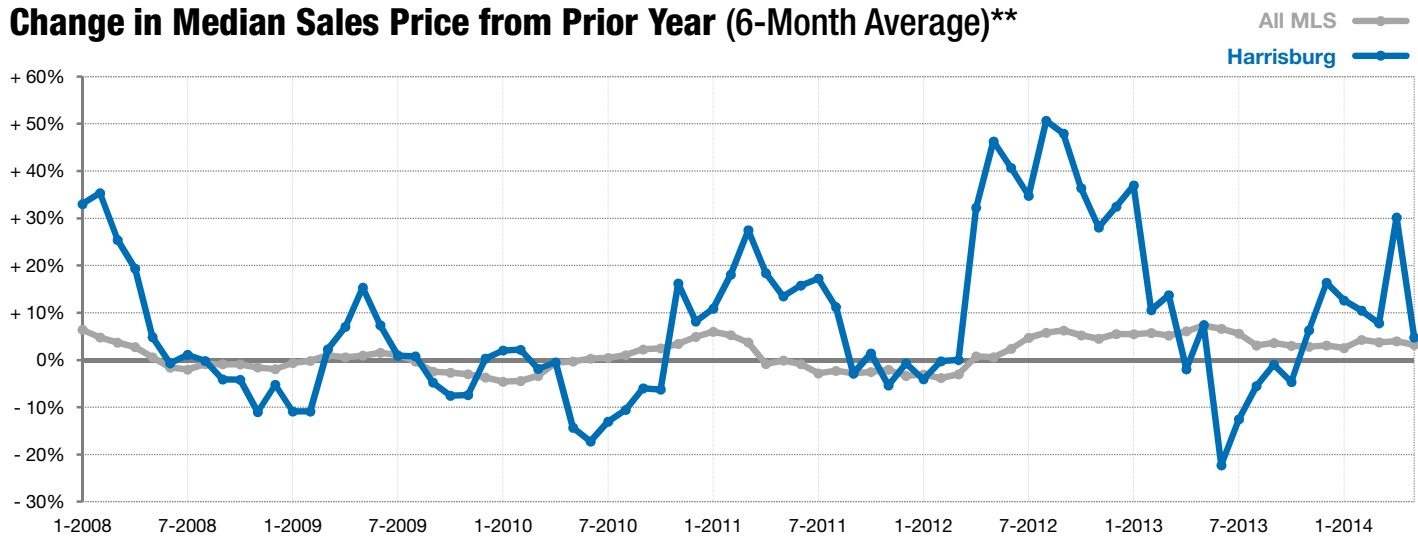


Year to Date

■ 2013 ■ 2014



Change in Median Sales Price from Prior Year (6-Month Average)**



** Each dot represents the change in median sales price from the prior year using a 6-month weighted average. This means that each of the 6 months used in a dot are proportioned according to their share of sales during that period. | Current as of June 5, 2014. All data from RASE Multiple Listing Service. | Powered by 10K Research and Marketing.