

Local Market Update – June 2014

A RESEARCH TOOL PROVIDED BY THE REALTOR® ASSOCIATION OF THE SIOUX EMPIRE, INC.



Canton

Lincoln County, SD

+ 16.7%

Change in
New Listings

- 66.7%

Change in
Closed Sales

+ 126.6%

Change in
Median Sales Price

June

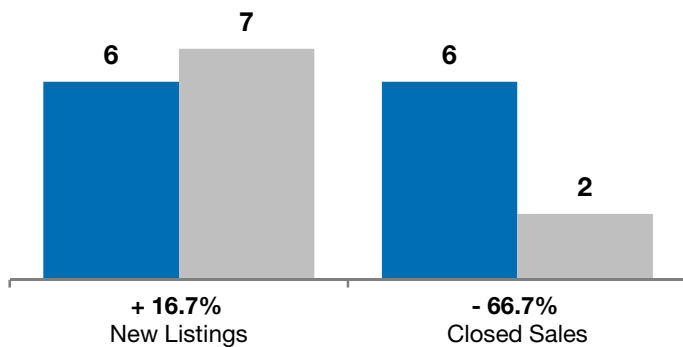
Year to Date

	2013	2014	+ / -	2013	2014	+ / -
New Listings	6	7	+ 16.7%	40	42	+ 5.0%
Closed Sales	6	2	- 66.7%	33	17	- 48.5%
Median Sales Price*	\$86,000	\$194,875	+ 126.6%	\$99,900	\$127,000	+ 27.1%
Average Sales Price*	\$106,833	\$194,875	+ 82.4%	\$138,871	\$128,709	- 7.3%
Percent of Original List Price Received*	94.4%	96.7%	+ 2.4%	95.4%	95.2%	- 0.3%
Average Days on Market Until Sale	76	151	+ 98.9%	141	134	- 5.0%
Inventory of Homes for Sale	23	23	0.0%	--	--	--
Months Supply of Inventory	0.0	0.0	--	--	--	--

* Does not account for list prices from any previous listing contracts or seller concessions. | Activity for one month can sometimes look extreme due to small sample size.

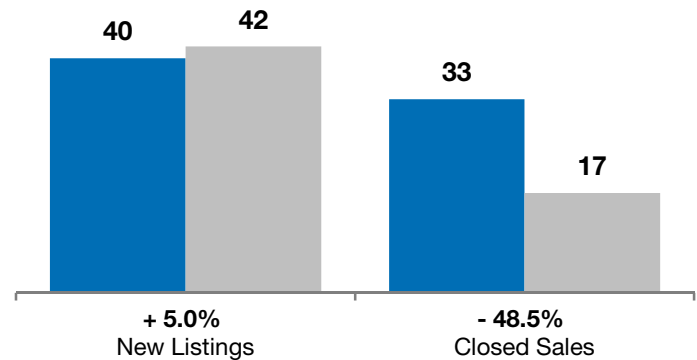
June

■ 2013 ■ 2014

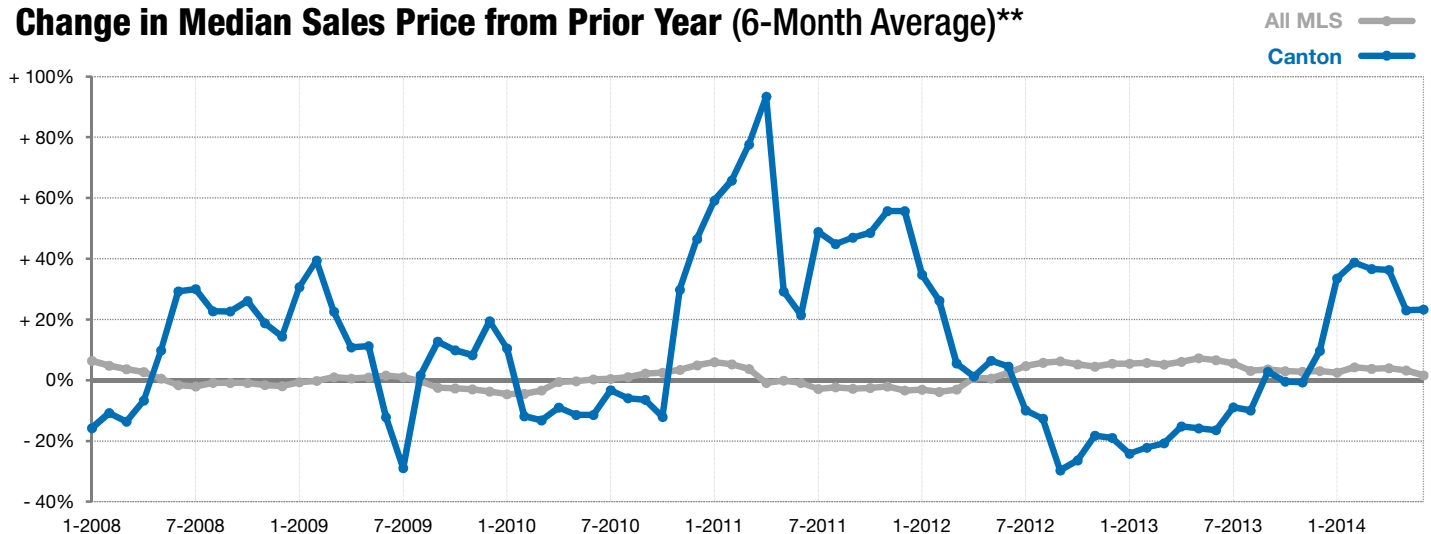


Year to Date

■ 2013 ■ 2014



Change in Median Sales Price from Prior Year (6-Month Average)**



** Each dot represents the change in median sales price from the prior year using a 6-month weighted average. This means that each of the 6 months used in a dot are proportioned according to their share of sales during that period. | Current as of July 7, 2014. All data from RASE Multiple Listing Service. | Powered by 10K Research and Marketing.