

Local Market Update – June 2014

A RESEARCH TOOL PROVIDED BY THE REALTOR® ASSOCIATION OF THE SIOUX EMPIRE, INC.



Dell Rapids

- 54.5%

Change in
New Listings

- 83.3%

Change in
Closed Sales

+ 15.8%

Change in
Median Sales Price

Minnehaha County, SD

June

Year to Date

	2013	2014	+ / -	2013	2014	+ / -
New Listings	11	5	- 54.5%	52	42	- 19.2%
Closed Sales	12	2	- 83.3%	32	37	+ 15.6%
Median Sales Price*	\$140,500	\$162,700	+ 15.8%	\$148,450	\$148,000	- 0.3%
Average Sales Price*	\$129,033	\$162,700	+ 26.1%	\$152,362	\$145,572	- 4.5%
Percent of Original List Price Received*	96.8%	100.1%	+ 3.4%	97.1%	97.9%	+ 0.8%
Average Days on Market Until Sale	168	49	- 71.2%	155	113	- 27.4%
Inventory of Homes for Sale	26	28	+ 7.7%	--	--	--
Months Supply of Inventory	0.0	0.0	--	--	--	--

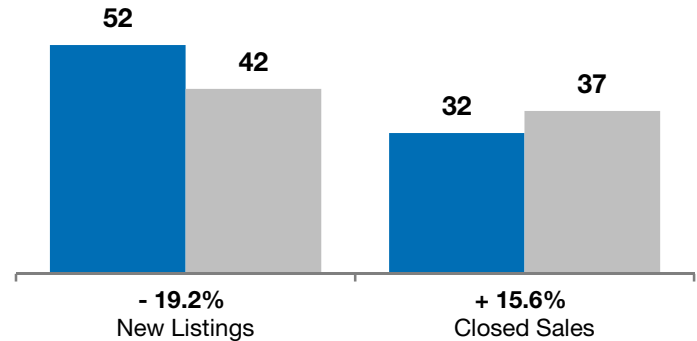
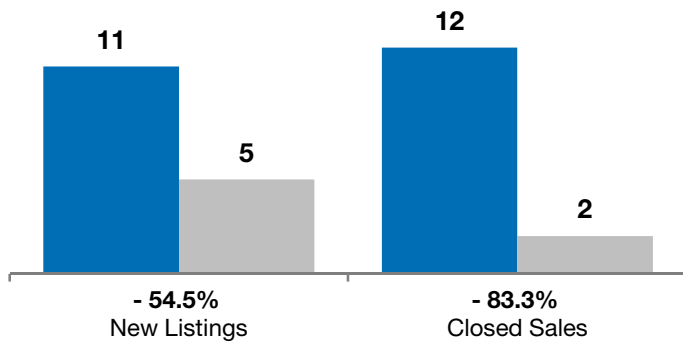
* Does not account for list prices from any previous listing contracts or seller concessions. | Activity for one month can sometimes look extreme due to small sample size.

June

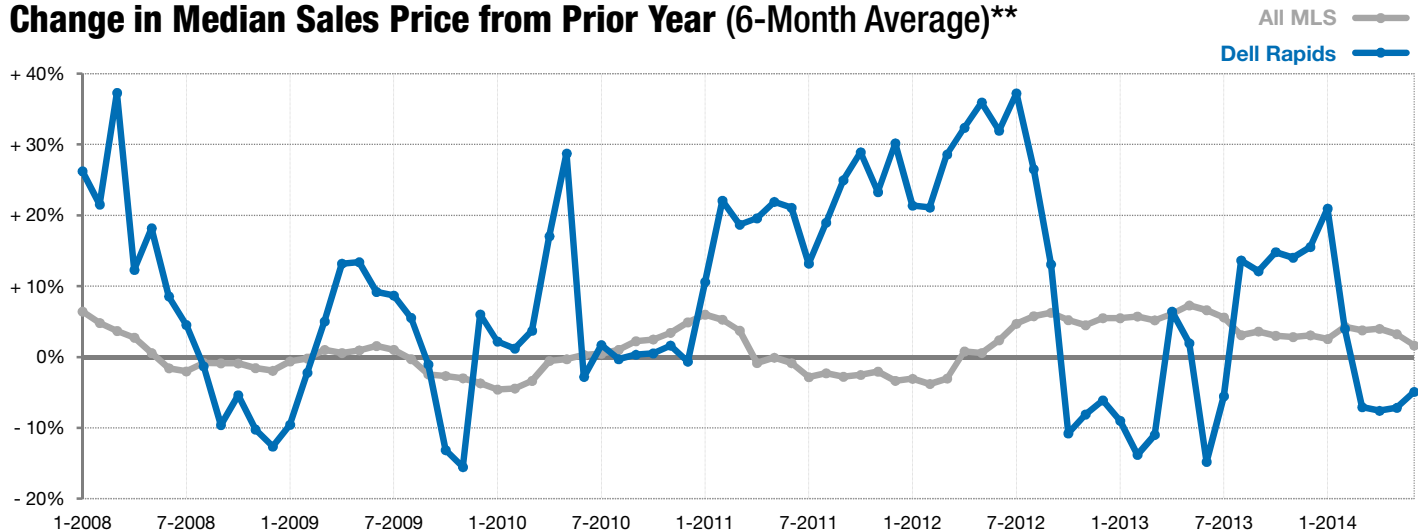
■ 2013 ■ 2014

Year to Date

■ 2013 ■ 2014



Change in Median Sales Price from Prior Year (6-Month Average)**



** Each dot represents the change in median sales price from the prior year using a 6-month weighted average. This means that each of the 6 months used in a dot are proportioned according to their share of sales during that period. | Current as of July 7, 2014. All data from RASE Multiple Listing Service. | Powered by 10K Research and Marketing.