

Local Market Update – June 2014

A RESEARCH TOOL PROVIDED BY THE REALTOR® ASSOCIATION OF THE SIOUX EMPIRE, INC.



Garretson

- 25.0%

Change in
New Listings

+ 66.7%

Change in
Closed Sales

- 22.1%

Change in
Median Sales Price

Minnehaha County, SD

June

Year to Date

	2013	2014	+ / -	2013	2014	+ / -
New Listings	4	3	- 25.0%	17	27	+ 58.8%
Closed Sales	3	5	+ 66.7%	12	15	+ 25.0%
Median Sales Price*	\$141,000	\$109,900	- 22.1%	\$141,500	\$146,900	+ 3.8%
Average Sales Price*	\$155,333	\$123,280	- 20.6%	\$162,056	\$142,880	- 11.8%
Percent of Original List Price Received*	96.2%	98.0%	+ 1.9%	97.4%	96.4%	- 1.1%
Average Days on Market Until Sale	133	76	- 42.7%	139	91	- 34.3%
Inventory of Homes for Sale	10	12	+ 20.0%	--	--	--
Months Supply of Inventory	0.0	0.0	--	--	--	--

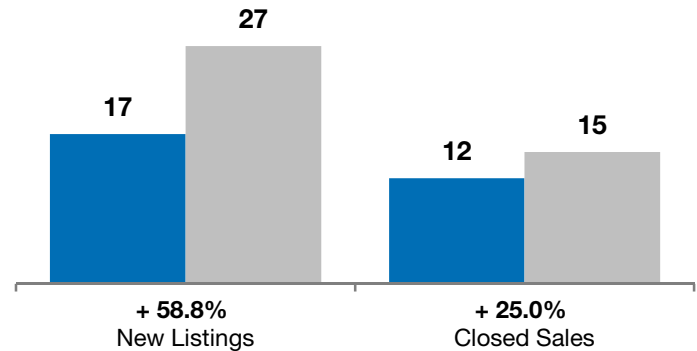
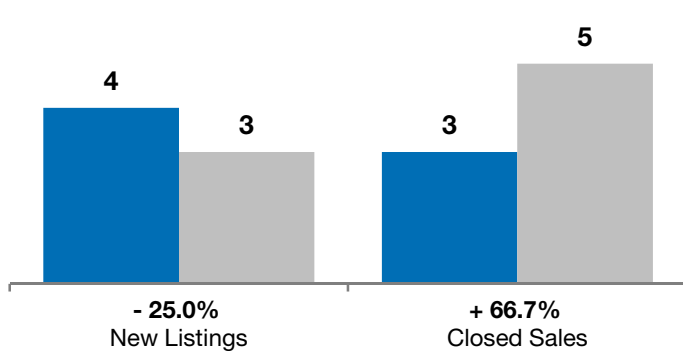
* Does not account for list prices from any previous listing contracts or seller concessions. | Activity for one month can sometimes look extreme due to small sample size.

June

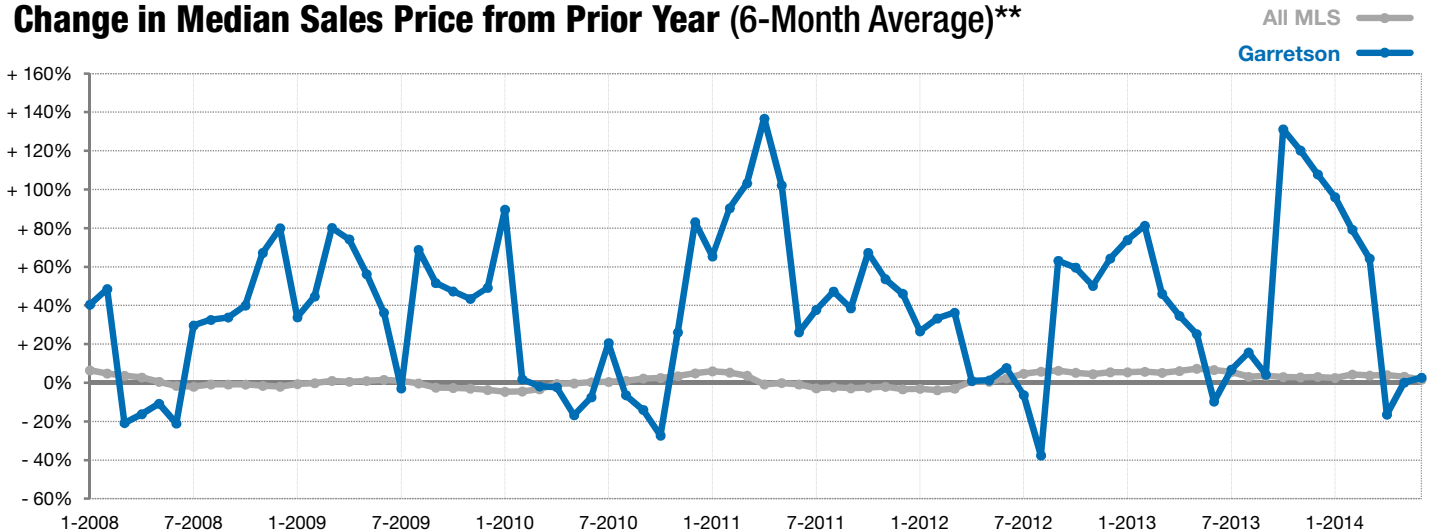
■ 2013 ■ 2014

Year to Date

■ 2013 ■ 2014



Change in Median Sales Price from Prior Year (6-Month Average)**



** Each dot represents the change in median sales price from the prior year using a 6-month weighted average. This means that each of the 6 months used in a dot are proportioned according to their share of sales during that period. | Current as of July 7, 2014. All data from RASE Multiple Listing Service. | Powered by 10K Research and Marketing.