

Local Market Update – June 2014

A RESEARCH TOOL PROVIDED BY THE REALTOR® ASSOCIATION OF THE SIOUX EMPIRE, INC.



Worthing

+ 33.3%

Change in
New Listings

- 50.0%

Change in
Closed Sales

- 42.3%

Change in
Median Sales Price

Lincoln County, SD

June

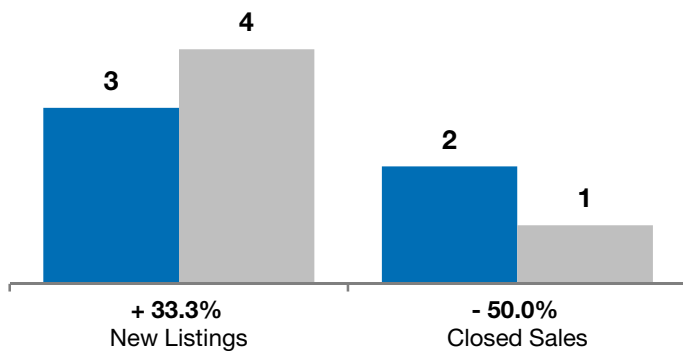
Year to Date

	2013	2014	+ / -	2013	2014	+ / -
New Listings	3	4	+ 33.3%	18	17	- 5.6%
Closed Sales	2	1	- 50.0%	10	9	- 10.0%
Median Sales Price*	\$238,400	\$137,500	- 42.3%	\$133,000	\$127,900	- 3.8%
Average Sales Price*	\$238,400	\$137,500	- 42.3%	\$147,690	\$126,800	- 14.1%
Percent of Original List Price Received*	96.0%	100.0%	+ 4.1%	96.4%	97.2%	+ 0.8%
Average Days on Market Until Sale	110	28	- 74.4%	88	50	- 43.8%
Inventory of Homes for Sale	6	7	+ 16.7%	--	--	--
Months Supply of Inventory	0.0	0.0	--	--	--	--

* Does not account for list prices from any previous listing contracts or seller concessions. | Activity for one month can sometimes look extreme due to small sample size.

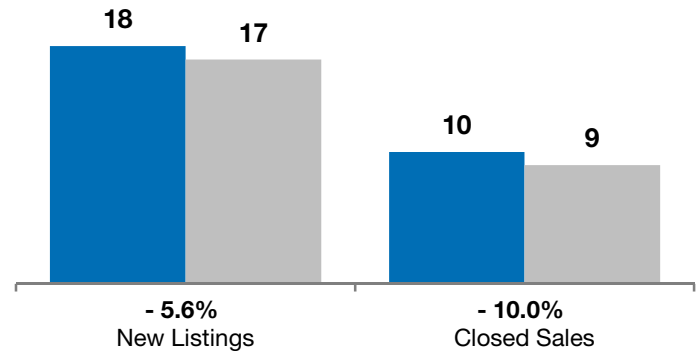
June

■ 2013 ■ 2014

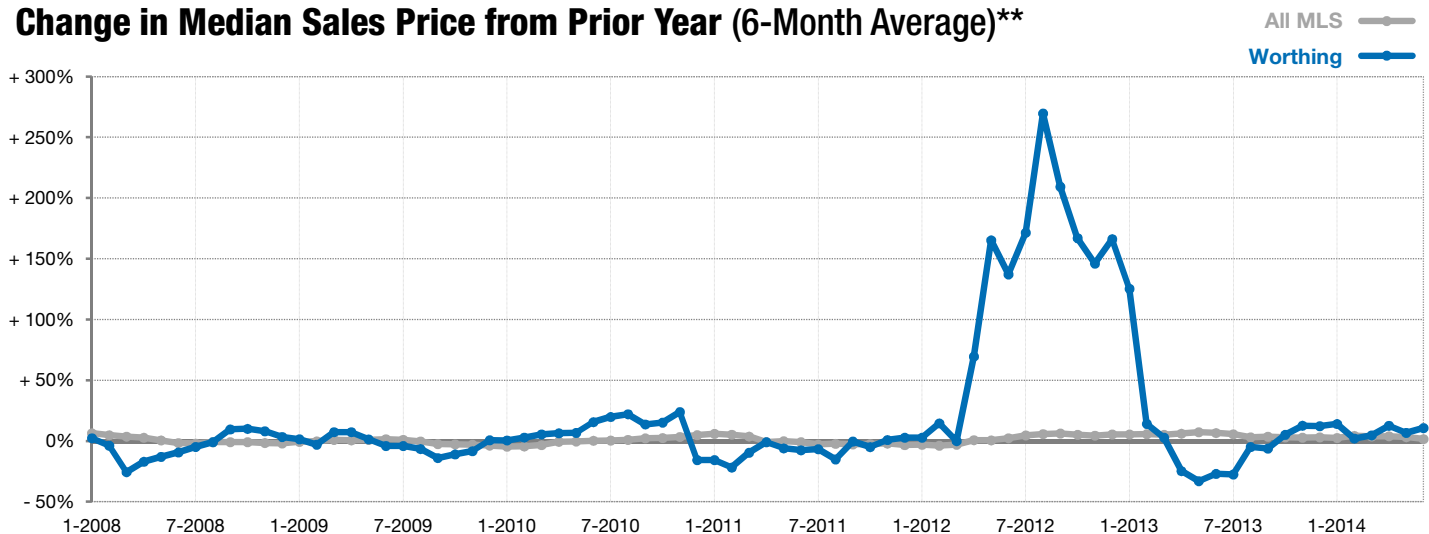


Year to Date

■ 2013 ■ 2014



Change in Median Sales Price from Prior Year (6-Month Average)**



** Each dot represents the change in median sales price from the prior year using a 6-month weighted average. This means that each of the 6 months used in a dot are proportioned according to their share of sales during that period. | Current as of July 7, 2014. All data from RASE Multiple Listing Service. | Powered by 10K Research and Marketing.