

Local Market Update – July 2014

A RESEARCH TOOL PROVIDED BY THE REALTOR® ASSOCIATION OF THE SIOUX EMPIRE, INC.



Garretson

+ 20.0%

Change in
New Listings

+ 500.0%

Change in
Closed Sales

+ 35.0%

Change in
Median Sales Price

Minnehaha County, SD

July

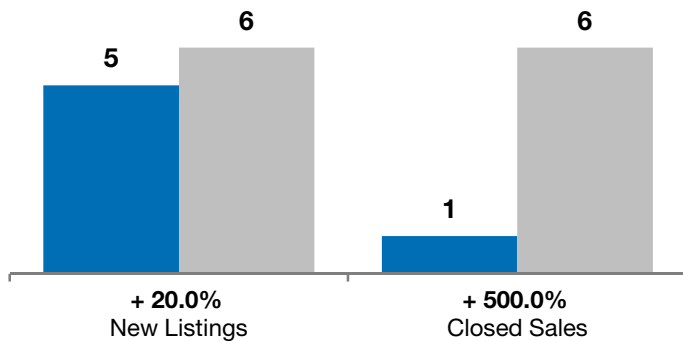
Year to Date

	2013	2014	+ / -	2013	2014	+ / -
New Listings	5	6	+ 20.0%	22	33	+ 50.0%
Closed Sales	1	6	+ 500.0%	13	21	+ 61.5%
Median Sales Price*	\$140,000	\$189,000	+ 35.0%	\$141,000	\$146,900	+ 4.2%
Average Sales Price*	\$140,000	\$208,417	+ 48.9%	\$160,360	\$161,605	+ 0.8%
Percent of Original List Price Received*	94.6%	96.9%	+ 2.4%	97.2%	96.5%	- 0.7%
Average Days on Market Until Sale	81	96	+ 18.5%	134	92	- 31.1%
Inventory of Homes for Sale	13	12	- 7.7%	--	--	--
Months Supply of Inventory	0.0	0.0	--	--	--	--

* Does not account for list prices from any previous listing contracts or seller concessions. | Activity for one month can sometimes look extreme due to small sample size.

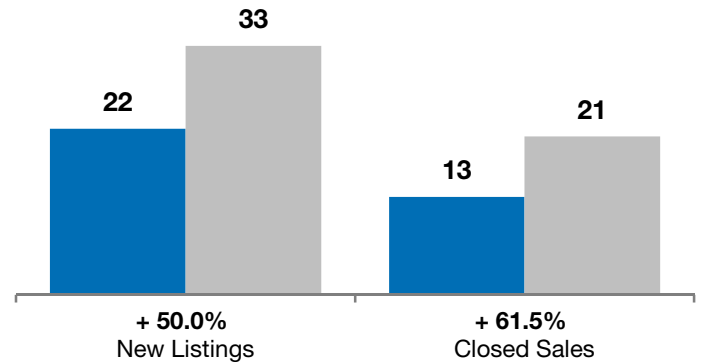
July

■ 2013 ■ 2014

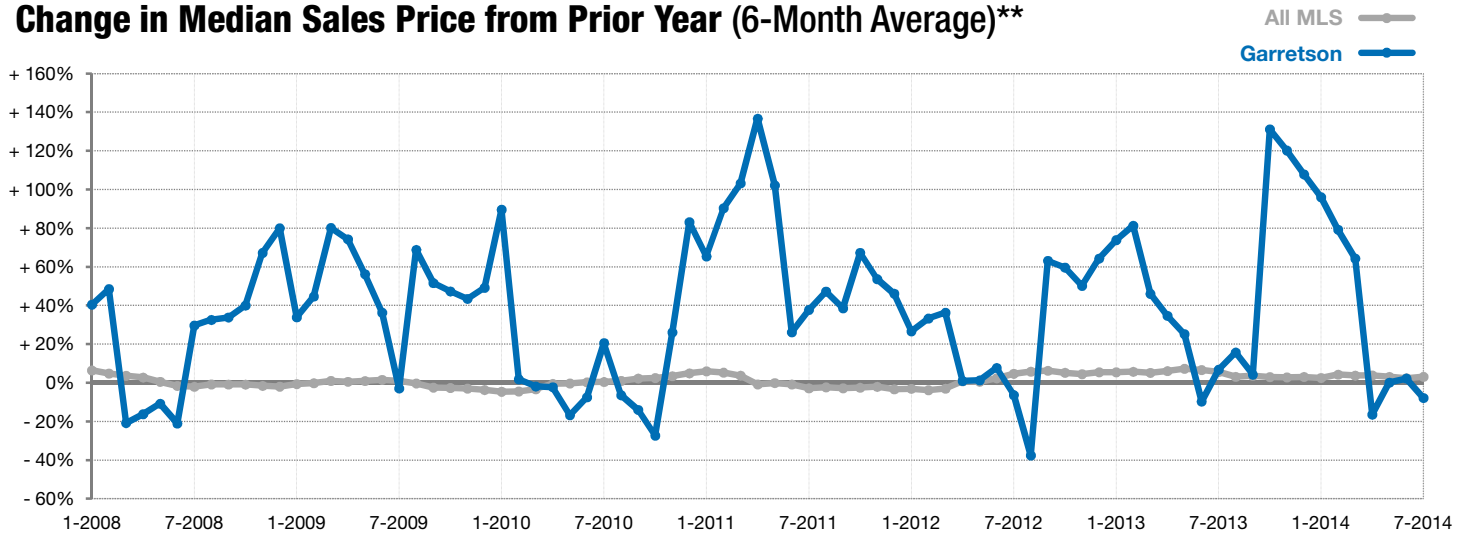


Year to Date

■ 2013 ■ 2014



Change in Median Sales Price from Prior Year (6-Month Average)**



** Each dot represents the change in median sales price from the prior year using a 6-month weighted average. This means that each of the 6 months used in a dot are proportioned according to their share of sales during that period. | Current as of August 6, 2014. All data from RASE Multiple Listing Service. | Powered by 10K Research and Marketing.