

Local Market Update – July 2014

A RESEARCH TOOL PROVIDED BY THE REALTOR® ASSOCIATION OF THE SIOUX EMPIRE, INC.



Lennox

0.0%

Change in
New Listings

- 50.0%

Change in
Closed Sales

+ 8.1%

Change in
Median Sales Price

Lincoln County, SD

July

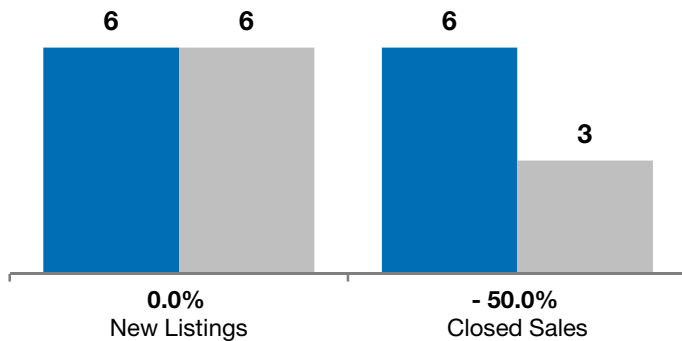
Year to Date

	2013	2014	+ / -	2013	2014	+ / -
New Listings	6	6	0.0%	44	36	- 18.2%
Closed Sales	6	3	- 50.0%	17	22	+ 29.4%
Median Sales Price*	\$124,900	\$135,000	+ 8.1%	\$115,000	\$127,500	+ 10.9%
Average Sales Price*	\$143,200	\$176,833	+ 23.5%	\$142,029	\$126,191	- 11.2%
Percent of Original List Price Received*	99.3%	98.2%	- 1.1%	97.4%	97.9%	+ 0.5%
Average Days on Market Until Sale	51	89	+ 75.0%	82	75	- 9.1%
Inventory of Homes for Sale	22	13	- 40.9%	--	--	--
Months Supply of Inventory	0.0	0.0	--	--	--	--

* Does not account for list prices from any previous listing contracts or seller concessions. | Activity for one month can sometimes look extreme due to small sample size.

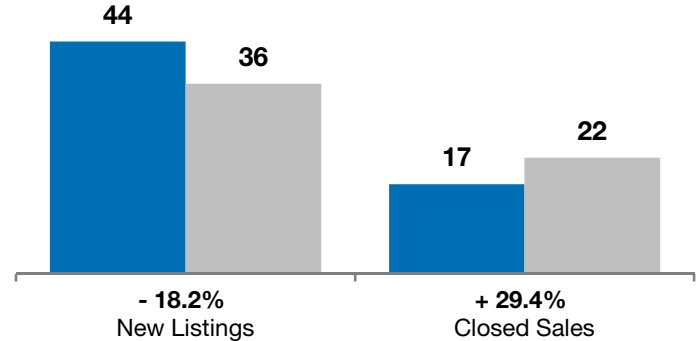
July

■ 2013 ■ 2014

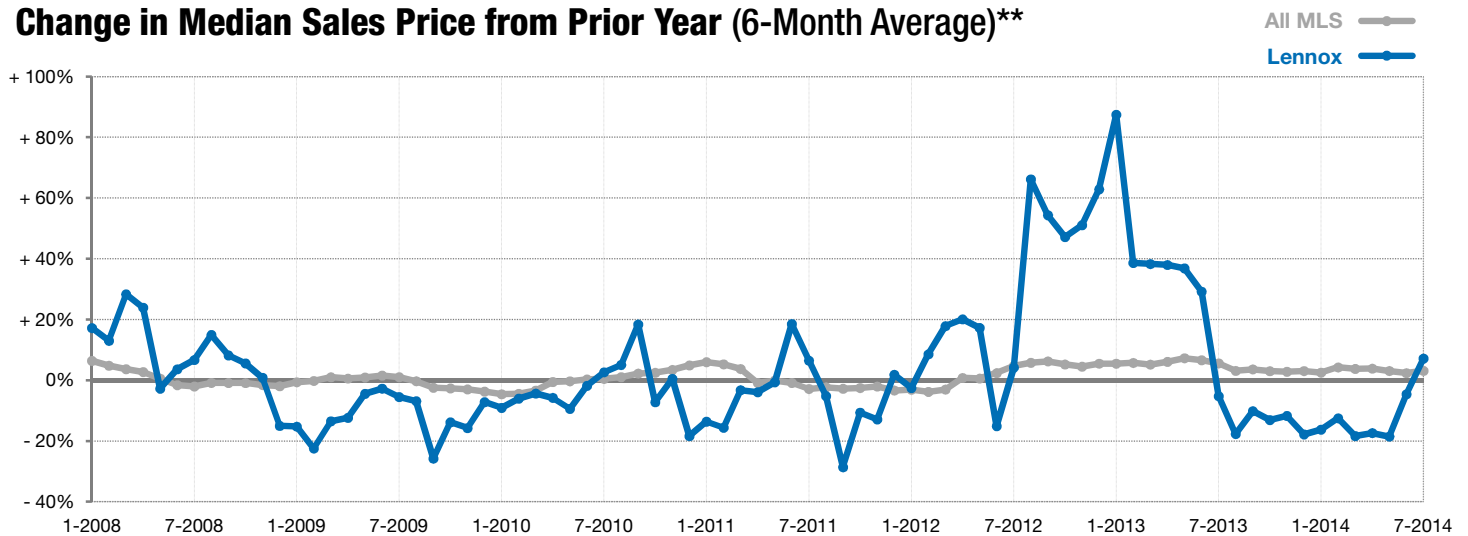


Year to Date

■ 2013 ■ 2014



Change in Median Sales Price from Prior Year (6-Month Average)**



** Each dot represents the change in median sales price from the prior year using a 6-month weighted average. This means that each of the 6 months used in a dot are proportioned according to their share of sales during that period. | Current as of August 6, 2014. All data from RASE Multiple Listing Service. | Powered by 10K Research and Marketing.