

# Local Market Update – August 2014

A RESEARCH TOOL PROVIDED BY THE REALTOR® ASSOCIATION OF THE SIOUX EMPIRE, INC.



## Garretson

**+ 75.0%**

--

--

Change in  
New Listings

Change in  
Closed Sales

Change in  
Median Sales Price

Minnehaha County, SD

**August**

**Year to Date**

	2013	2014	+ / -	2013	2014	+ / -
New Listings	4	7	+ 75.0%	26	41	+ 57.7%
Closed Sales	0	1	--	13	22	+ 69.2%
Median Sales Price*	\$0	\$144,900	--	\$141,000	\$146,700	+ 4.0%
Average Sales Price*	\$0	\$144,900	--	\$160,360	\$160,845	+ 0.3%
Percent of Original List Price Received*	0.0%	100.0%	--	97.2%	96.7%	- 0.5%
Average Days on Market Until Sale	0	30	--	134	90	- 33.2%
Inventory of Homes for Sale	12	16	+ 33.3%	--	--	--
Months Supply of Inventory	0.0	0.0	--	--	--	--

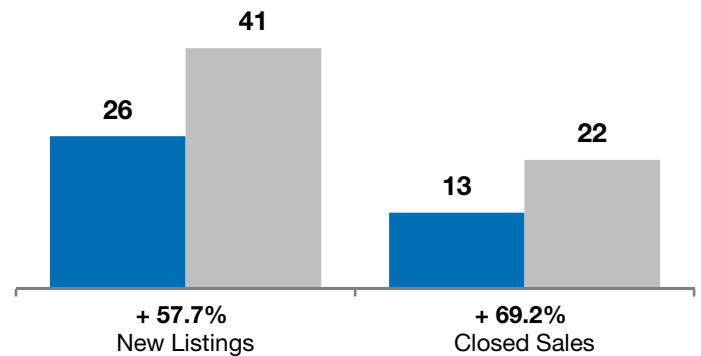
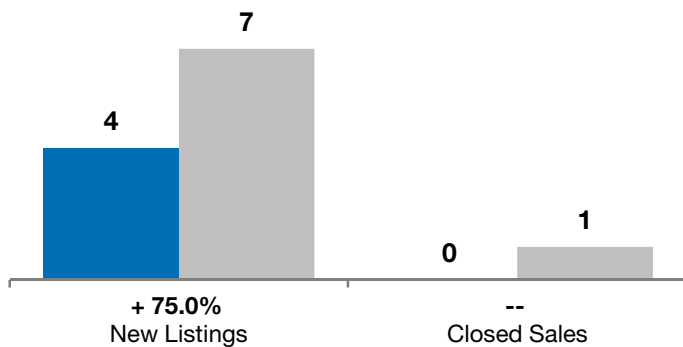
\* Does not account for list prices from any previous listing contracts or seller concessions. | Activity for one month can sometimes look extreme due to small sample size.

**August**

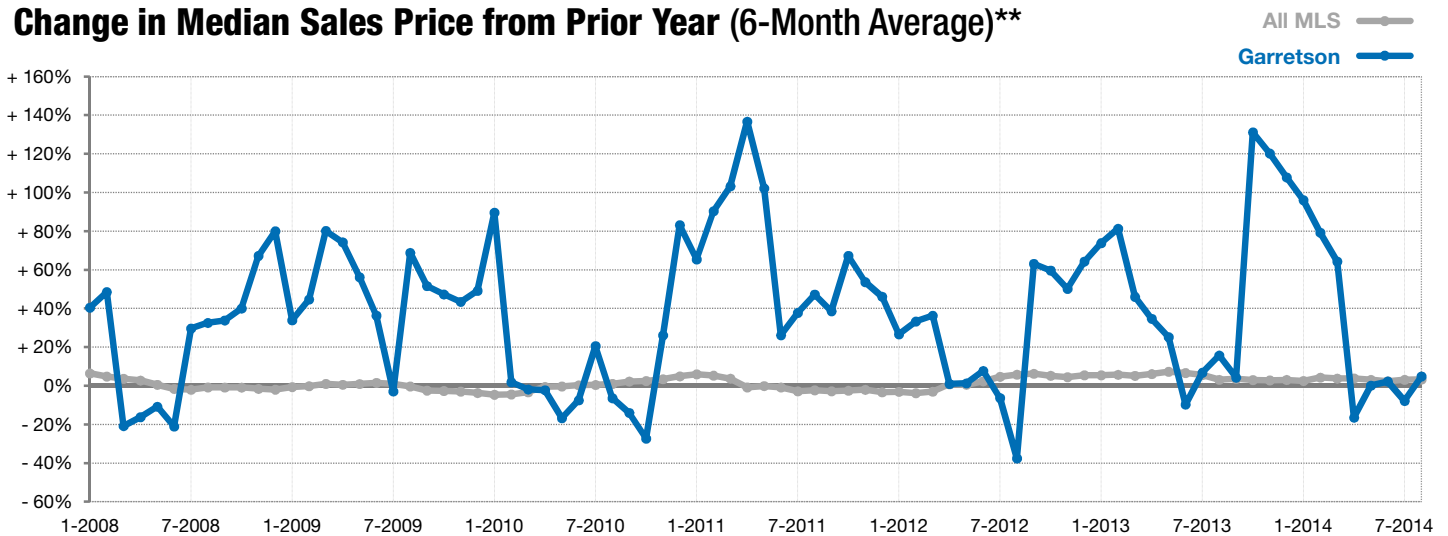
■ 2013 ■ 2014

**Year to Date**

■ 2013 ■ 2014



### Change in Median Sales Price from Prior Year (6-Month Average)\*\*



\*\* Each dot represents the change in median sales price from the prior year using a 6-month weighted average. This means that each of the 6 months used in a dot are proportioned according to their share of sales during that period. | Current as of September 5, 2014. All data from RASE Multiple Listing Service. | Powered by 10K Research and Marketing.