

Local Market Update – September 2014

A RESEARCH TOOL PROVIDED BY THE REALTOR® ASSOCIATION OF THE SIOUX EMPIRE, INC.



Baltic

Minnehaha County, SD

- 50.0%

Change in
New Listings

- 33.3%

Change in
Closed Sales

+ 28.3%

Change in
Median Sales Price

September

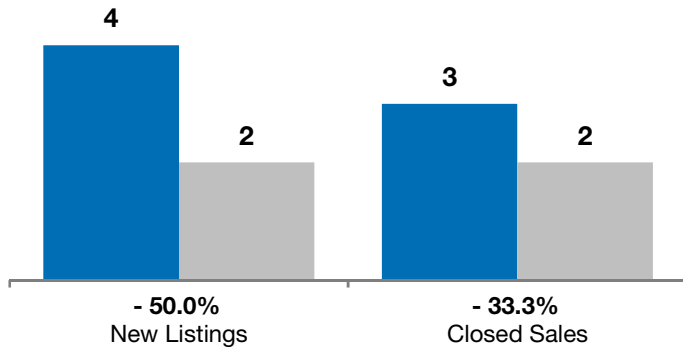
Year to Date

	2013	2014	+ / -	2013	2014	+ / -
New Listings	4	2	- 50.0%	29	22	- 24.1%
Closed Sales	3	2	- 33.3%	15	17	+ 13.3%
Median Sales Price*	\$126,500	\$162,250	+ 28.3%	\$126,500	\$148,700	+ 17.5%
Average Sales Price*	\$133,433	\$162,250	+ 21.6%	\$136,258	\$154,912	+ 13.7%
Percent of Original List Price Received*	99.1%	98.0%	- 1.1%	98.9%	97.2%	- 1.7%
Average Days on Market Until Sale	153	102	- 33.5%	130	95	- 27.2%
Inventory of Homes for Sale	13	7	- 46.2%	--	--	--
Months Supply of Inventory	0.0	0.0	--	--	--	--

* Does not account for list prices from any previous listing contracts or seller concessions. | Activity for one month can sometimes look extreme due to small sample size.

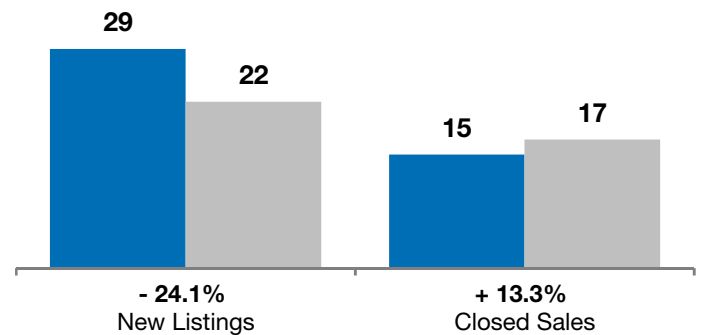
September

■ 2013 ■ 2014

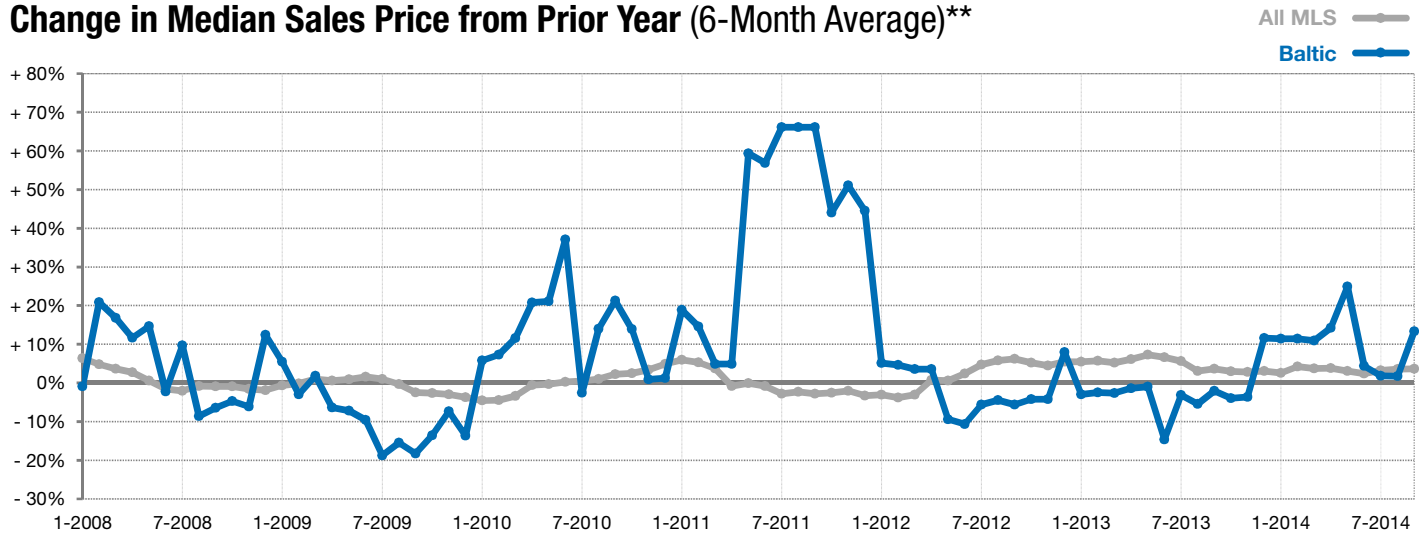


Year to Date

■ 2013 ■ 2014



Change in Median Sales Price from Prior Year (6-Month Average)**



** Each dot represents the change in median sales price from the prior year using a 6-month weighted average. This means that each of the 6 months used in a dot are proportioned according to their share of sales during that period. | Current as of October 6, 2014. All data from RASE Multiple Listing Service. | Powered by 10K Research and Marketing.