

Local Market Update – September 2014

A RESEARCH TOOL PROVIDED BY THE REALTOR® ASSOCIATION OF THE SIOUX EMPIRE, INC.



Garretson

+ 200.0%

Change in
New Listings

0.0%

Change in
Closed Sales

+ 9.2%

Change in
Median Sales Price

Minnehaha County, SD

September

Year to Date

	2013	2014	+ / -	2013	2014	+ / -
New Listings	1	3	+ 200.0%	27	44	+ 63.0%
Closed Sales	3	3	0.0%	16	26	+ 62.5%
Median Sales Price*	\$325,000	\$355,000	+ 9.2%	\$141,500	\$149,450	+ 5.6%
Average Sales Price*	\$254,333	\$305,833	+ 20.2%	\$177,980	\$177,638	- 0.2%
Percent of Original List Price Received*	99.7%	108.2%	+ 8.4%	97.7%	98.1%	+ 0.4%
Average Days on Market Until Sale	75	92	+ 22.1%	123	92	- 25.6%
Inventory of Homes for Sale	10	14	+ 40.0%	--	--	--
Months Supply of Inventory	0.0	0.0	--	--	--	--

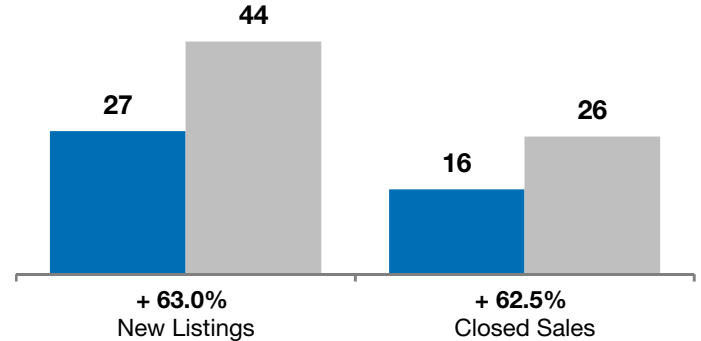
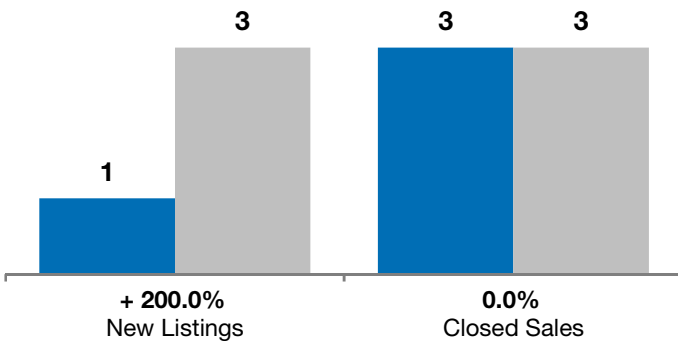
* Does not account for list prices from any previous listing contracts or seller concessions. | Activity for one month can sometimes look extreme due to small sample size.

September

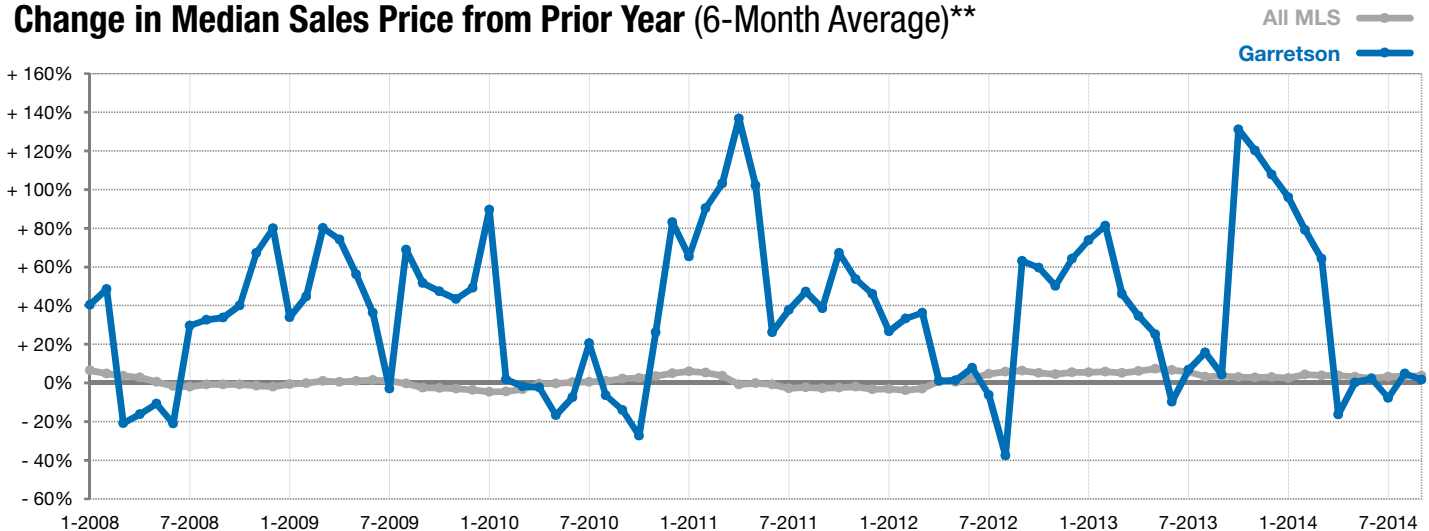
■ 2013 ■ 2014

Year to Date

■ 2013 ■ 2014



Change in Median Sales Price from Prior Year (6-Month Average)**



** Each dot represents the change in median sales price from the prior year using a 6-month weighted average. This means that each of the 6 months used in a dot are proportioned according to their share of sales during that period. | Current as of October 6, 2014. All data from RASE Multiple Listing Service. | Powered by 10K Research and Marketing.