

Local Market Update – September 2014

A RESEARCH TOOL PROVIDED BY THE REALTOR® ASSOCIATION OF THE SIOUX EMPIRE, INC.



Worthing

Lincoln County, SD

- 75.0%

Change in
New Listings

0.0%

Change in
Closed Sales

+ 4.3%

Change in
Median Sales Price

September

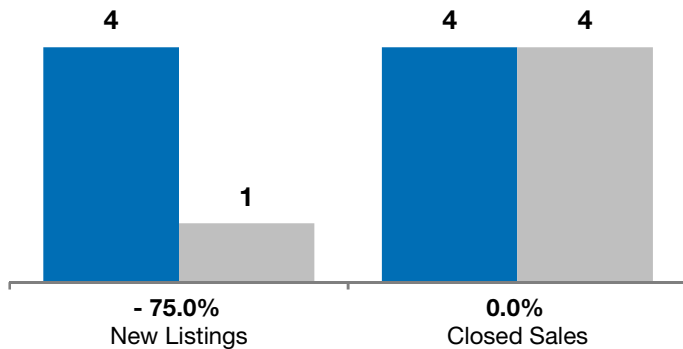
Year to Date

	2013	2014	+ / -	2013	2014	+ / -
New Listings	4	1	- 75.0%	29	27	- 6.9%
Closed Sales	4	4	0.0%	21	16	- 23.8%
Median Sales Price*	\$128,000	\$133,500	+ 4.3%	\$133,000	\$131,250	- 1.3%
Average Sales Price*	\$128,475	\$130,000	+ 1.2%	\$136,252	\$128,481	- 5.7%
Percent of Original List Price Received*	98.0%	99.1%	+ 1.2%	96.9%	97.7%	+ 0.8%
Average Days on Market Until Sale	98	68	- 30.7%	114	64	- 44.2%
Inventory of Homes for Sale	8	7	- 12.5%	--	--	--
Months Supply of Inventory	0.0	0.0	--	--	--	--

* Does not account for list prices from any previous listing contracts or seller concessions. | Activity for one month can sometimes look extreme due to small sample size.

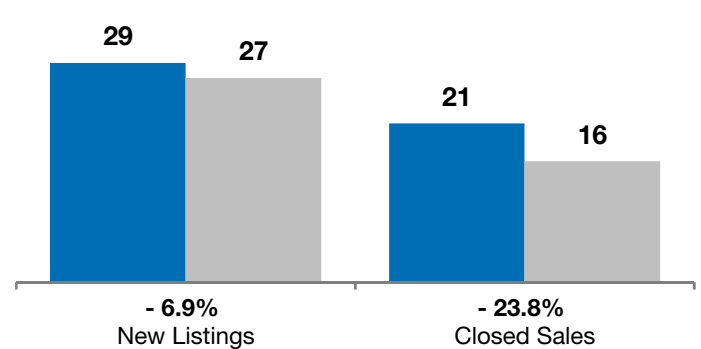
September

■ 2013 ■ 2014

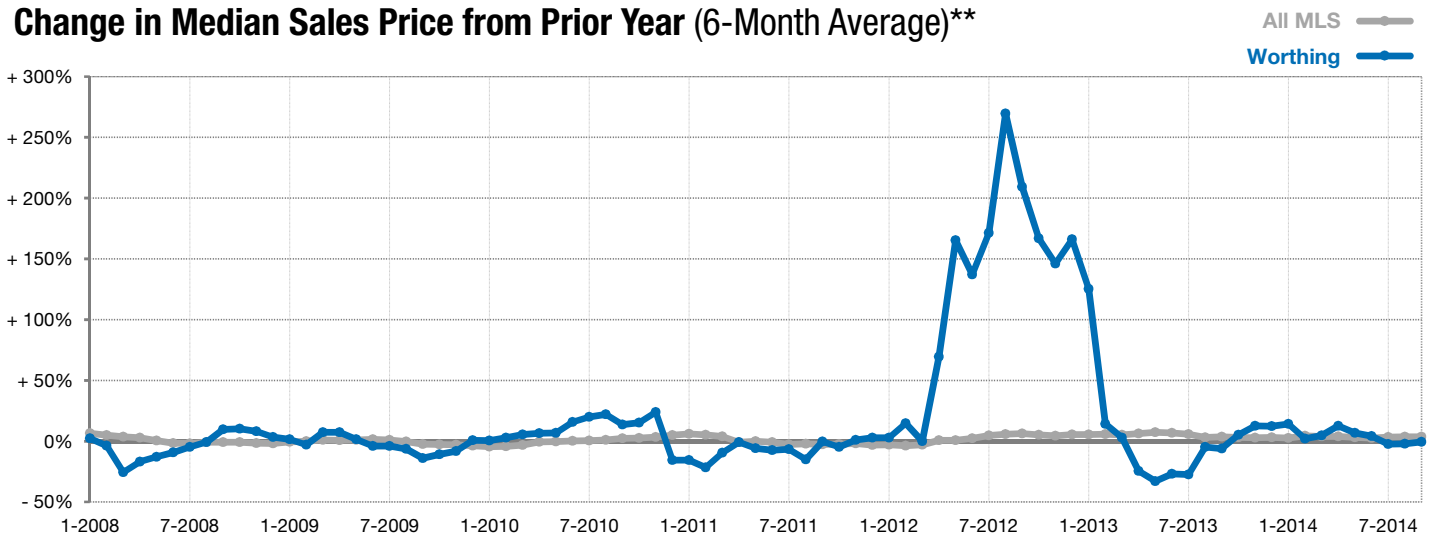


Year to Date

■ 2013 ■ 2014



Change in Median Sales Price from Prior Year (6-Month Average)**



** Each dot represents the change in median sales price from the prior year using a 6-month weighted average. This means that each of the 6 months used in a dot are proportioned according to their share of sales during that period. | Current as of October 6, 2014. All data from RASE Multiple Listing Service. | Powered by 10K Research and Marketing.