

Local Market Update – October 2014

A RESEARCH TOOL PROVIDED BY THE REALTOR® ASSOCIATION OF THE SIOUX EMPIRE, INC.



Garretson

- 75.0%

Change in
New Listings

+ 100.0%

Change in
Closed Sales

+ 155.3%

Change in
Median Sales Price

Minnehaha County, SD

October

Year to Date

	2013	2014	+ / -	2013	2014	+ / -
New Listings	4	1	- 75.0%	31	45	+ 45.2%
Closed Sales	4	8	+ 100.0%	20	34	+ 70.0%
Median Sales Price*	\$70,200	\$179,250	+ 155.3%	\$134,000	\$153,000	+ 14.2%
Average Sales Price*	\$76,413	\$220,163	+ 188.1%	\$157,666	\$187,644	+ 19.0%
Percent of Original List Price Received*	94.9%	95.0%	+ 0.1%	97.1%	97.4%	+ 0.2%
Average Days on Market Until Sale	74	83	+ 12.9%	113	90	- 20.8%
Inventory of Homes for Sale	10	8	- 20.0%	--	--	--
Months Supply of Inventory	4.4	2.4	- 45.9%	--	--	--

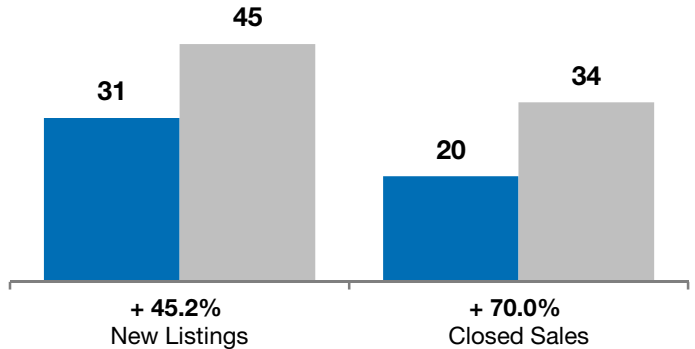
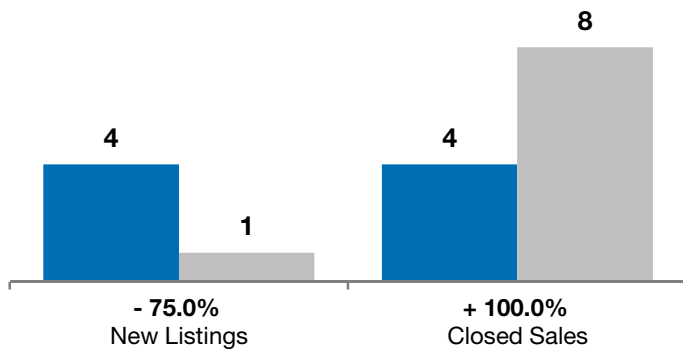
* Does not account for list prices from any previous listing contracts or seller concessions. | Activity for one month can sometimes look extreme due to small sample size.

September

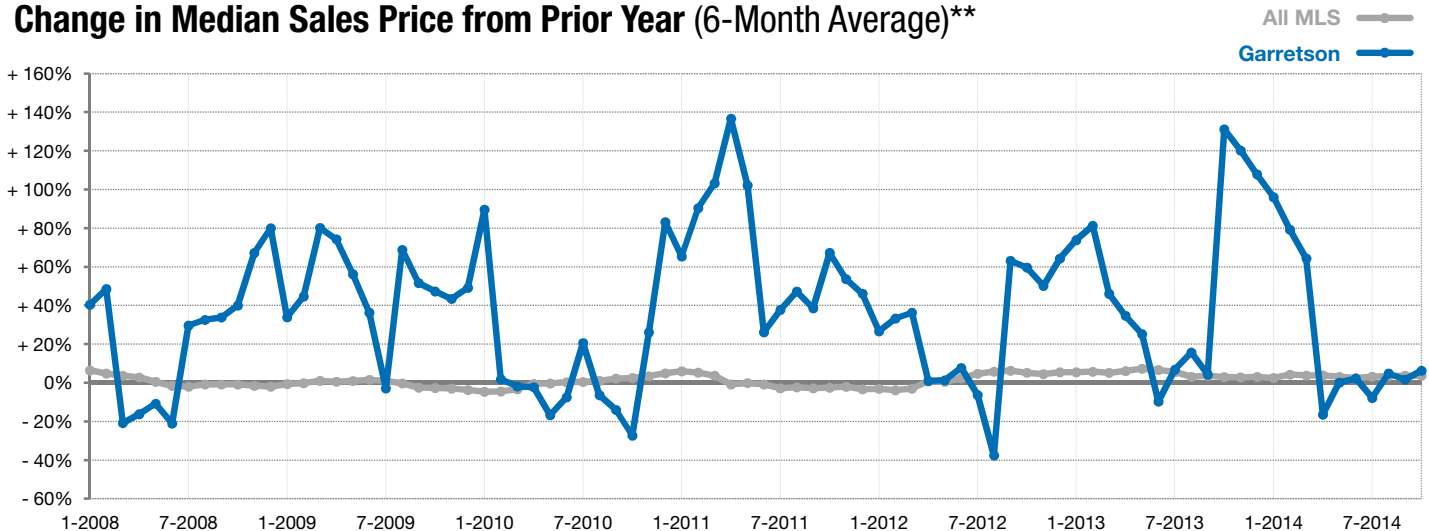
■ 2013 ■ 2014

Year to Date

■ 2013 ■ 2014



Change in Median Sales Price from Prior Year (6-Month Average)**



** Each dot represents the change in median sales price from the prior year using a 6-month weighted average. This means that each of the 6 months used in a dot are proportioned according to their share of sales during that period. | Current as of November 6, 2014. All data from RASE Multiple Listing Service. | Powered by 10K Research and Marketing.