

Local Market Update – October 2014

A RESEARCH TOOL PROVIDED BY THE REALTOR® ASSOCIATION OF THE SIOUX EMPIRE, INC.



Worthing

Lincoln County, SD

-- + 200.0% + 6.5%

Change in
New Listings

Change in
Closed Sales

Change in
Median Sales Price

October

Year to Date

	2013	2014	+ / -	2013	2014	+ / -
New Listings	0	6	--	29	33	+ 13.8%
Closed Sales	1	3	+ 200.0%	22	20	- 9.1%
Median Sales Price*	\$124,900	\$133,000	+ 6.5%	\$132,750	\$131,250	- 1.1%
Average Sales Price*	\$124,900	\$131,633	+ 5.4%	\$135,736	\$128,705	- 5.2%
Percent of Original List Price Received*	100.0%	97.6%	- 2.4%	97.1%	97.8%	+ 0.7%
Average Days on Market Until Sale	49	60	+ 21.8%	111	63	- 43.0%
Inventory of Homes for Sale	3	11	+ 266.7%	--	--	--
Months Supply of Inventory	1.1	5.0	+ 362.0%	--	--	--

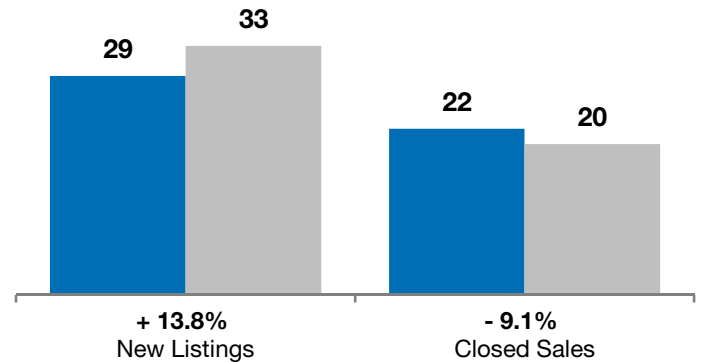
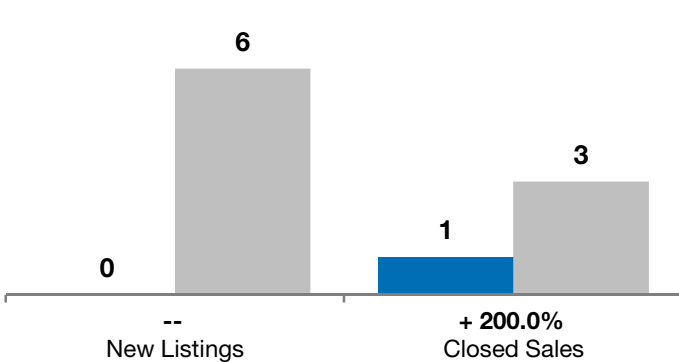
* Does not account for list prices from any previous listing contracts or seller concessions. | Activity for one month can sometimes look extreme due to small sample size.

September

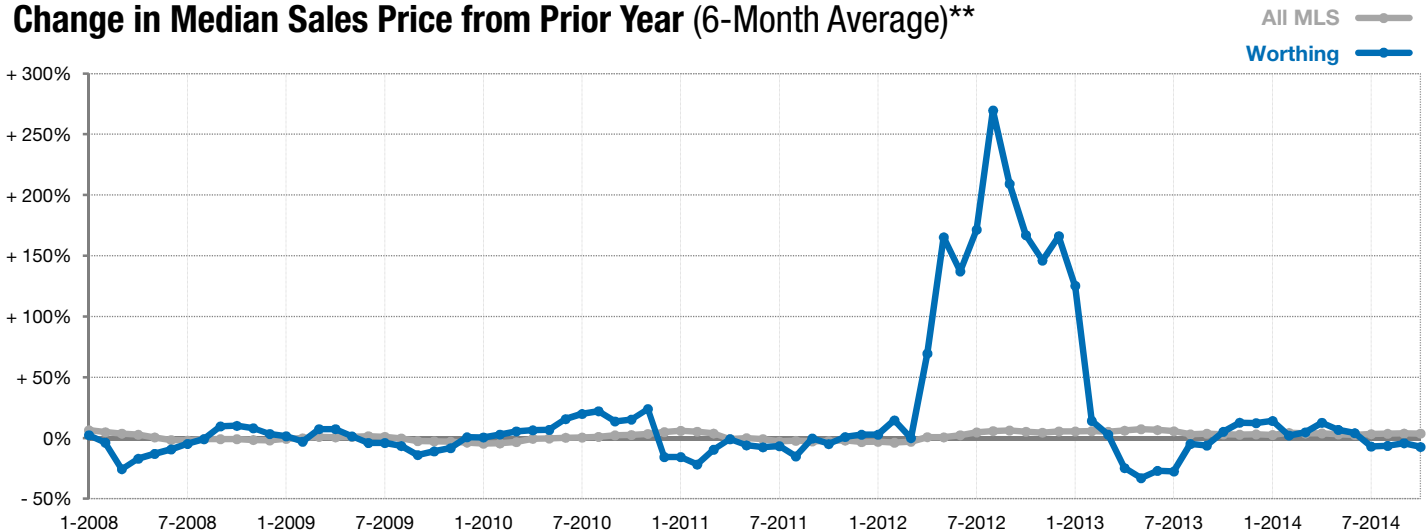
■ 2013 ■ 2014

Year to Date

■ 2013 ■ 2014



Change in Median Sales Price from Prior Year (6-Month Average)**



** Each dot represents the change in median sales price from the prior year using a 6-month weighted average. This means that each of the 6 months used in a dot are proportioned according to their share of sales during that period. | Current as of November 6, 2014. All data from RASE Multiple Listing Service. | Powered by 10K Research and Marketing.