

Local Market Update – November 2014

A RESEARCH TOOL PROVIDED BY THE REALTOR® ASSOCIATION OF THE SIOUX EMPIRE, INC.



Baltic

Minnehaha County, SD

-- + 300.0% - 4.6%

Change in
New Listings

Change in
Closed Sales

Change in
Median Sales Price

November

Year to Date

	2013	2014	+ / -	2013	2014	+ / -
New Listings	0	2	--	32	30	- 6.3%
Closed Sales	1	4	+ 300.0%	20	23	+ 15.0%
Median Sales Price*	\$152,500	\$145,500	- 4.6%	\$143,000	\$148,700	+ 4.0%
Average Sales Price*	\$152,500	\$146,625	- 3.9%	\$143,893	\$152,522	+ 6.0%
Percent of Original List Price Received*	96.8%	98.3%	+ 1.6%	98.4%	97.5%	- 1.0%
Average Days on Market Until Sale	64	94	+ 46.5%	122	95	- 21.6%
Inventory of Homes for Sale	7	7	0.0%	--	--	--
Months Supply of Inventory	3.1	2.9	- 5.3%	--	--	--

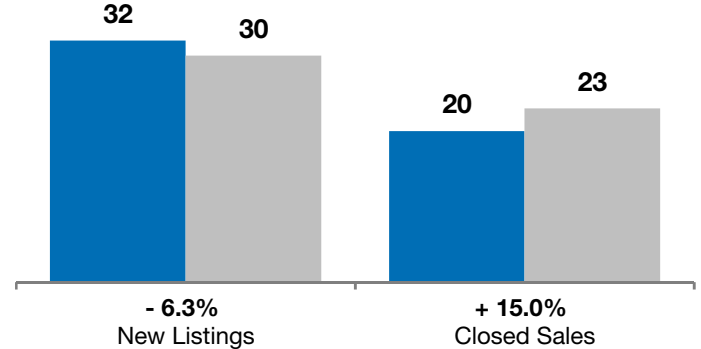
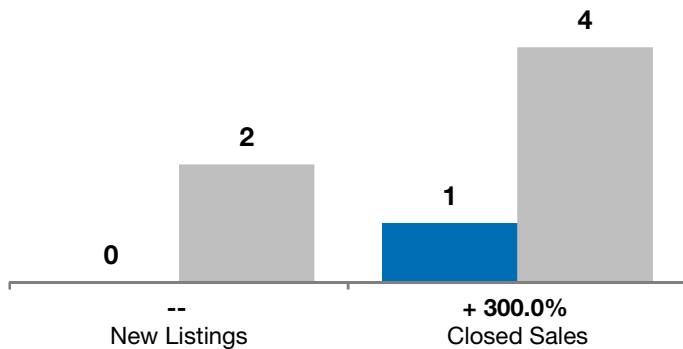
* Does not account for list prices from any previous listing contracts or seller concessions. | Activity for one month can sometimes look extreme due to small sample size.

November

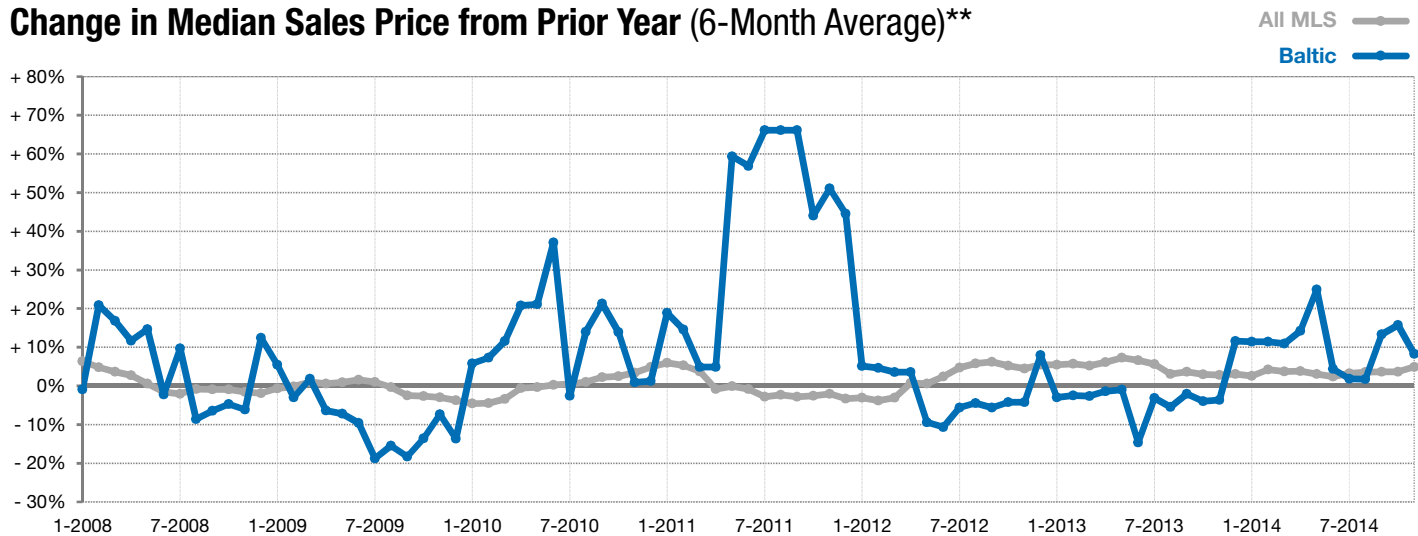
■ 2013 ■ 2014

Year to Date

■ 2013 ■ 2014



Change in Median Sales Price from Prior Year (6-Month Average)**



** Each dot represents the change in median sales price from the prior year using a 6-month weighted average. This means that each of the 6 months used in a dot are proportioned according to their share of sales during that period. | Current as of December 4, 2014. All data from RASE Multiple Listing Service. | Powered by 10K Research and Marketing.