

Local Market Update – December 2014

A RESEARCH TOOL PROVIDED BY THE REALTOR® ASSOCIATION OF THE SIOUX EMPIRE, INC.



Beresford

- 40.0% **+ 400.0%** **- 62.9%**

Change in
New Listings

Change in
Closed Sales

Change in
Median Sales Price

Union County, SD

December

Year to Date

	2013	2014	+ / -	2013	2014	+ / -
New Listings	5	3	- 40.0%	70	45	- 35.7%
Closed Sales	1	5	+ 400.0%	34	28	- 17.6%
Median Sales Price*	\$229,000	\$85,000	- 62.9%	\$119,198	\$104,950	- 12.0%
Average Sales Price*	\$229,000	\$95,496	- 58.3%	\$115,810	\$131,335	+ 13.4%
Percent of Original List Price Received*	96.2%	97.7%	+ 1.6%	94.3%	94.2%	- 0.1%
Average Days on Market Until Sale	124	124	0.0%	117	141	+ 20.2%
Inventory of Homes for Sale	21	15	- 28.6%	--	--	--
Months Supply of Inventory	7.2	5.4	- 25.6%	--	--	--

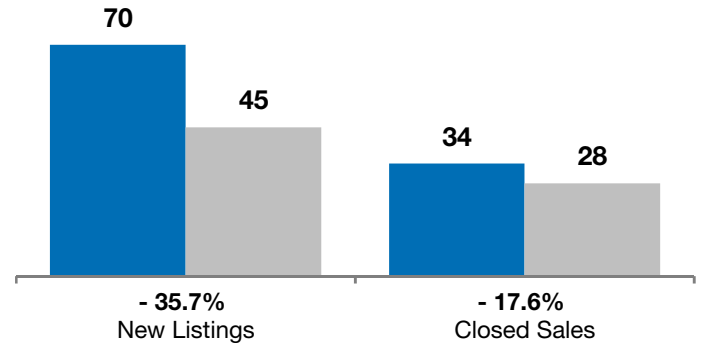
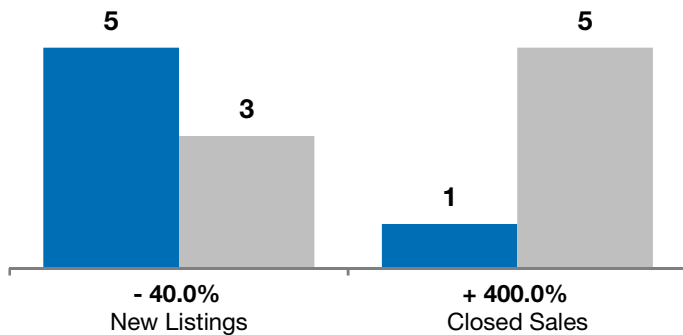
* Does not account for list prices from any previous listing contracts or seller concessions. | Activity for one month can sometimes look extreme due to small sample size.

December

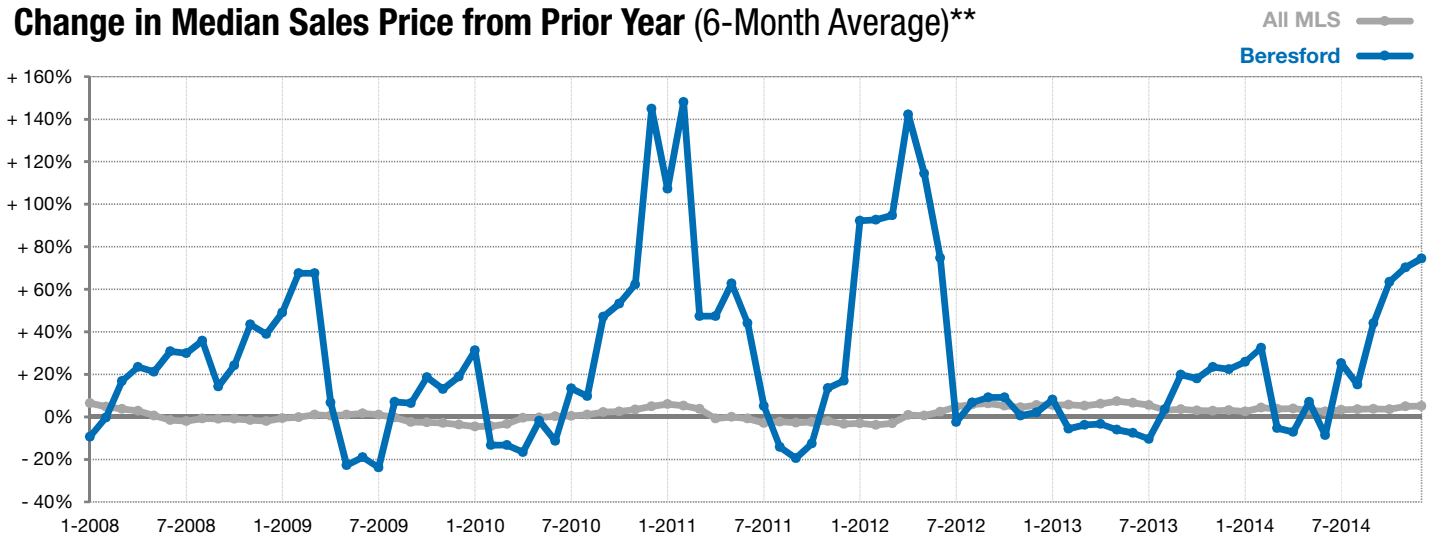
■ 2013 ■ 2014

Year to Date

■ 2013 ■ 2014



Change in Median Sales Price from Prior Year (6-Month Average)**



** Each dot represents the change in median sales price from the prior year using a 6-month weighted average. This means that each of the 6 months used in a dot are proportioned according to their share of sales during that period. | Current as of January 7, 2015. All data from RASE Multiple Listing Service. | Powered by 10K Research and Marketing.