

Local Market Update – December 2014

A RESEARCH TOOL PROVIDED BY THE REALTOR® ASSOCIATION OF THE SIOUX EMPIRE, INC.



Canton

Lincoln County, SD

+ 100.0%

Change in
New Listings

- 66.7%

Change in
Closed Sales

+ 70.2%

Change in
Median Sales Price

December

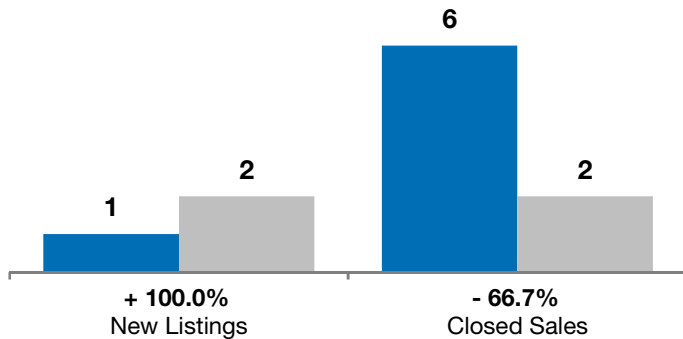
Year to Date

	2013	2014	+ / -	2013	2014	+ / -
New Listings	1	2	+ 100.0%	74	74	0.0%
Closed Sales	6	2	- 66.7%	50	32	- 36.0%
Median Sales Price*	\$93,000	\$158,250	+ 70.2%	\$99,785	\$141,000	+ 41.3%
Average Sales Price*	\$94,233	\$158,250	+ 67.9%	\$143,611	\$137,786	- 4.1%
Percent of Original List Price Received*	93.4%	93.0%	- 0.4%	95.3%	94.3%	- 1.1%
Average Days on Market Until Sale	132	62	- 53.5%	125	117	- 5.9%
Inventory of Homes for Sale	17	27	+ 58.8%	--	--	--
Months Supply of Inventory	4.0	9.9	+ 147.5%	--	--	--

* Does not account for list prices from any previous listing contracts or seller concessions. | Activity for one month can sometimes look extreme due to small sample size.

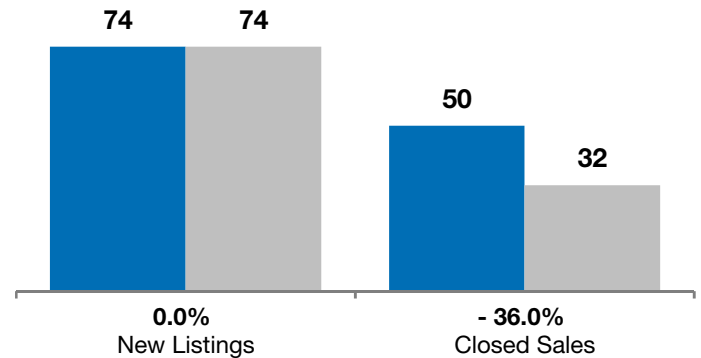
December

■ 2013 ■ 2014

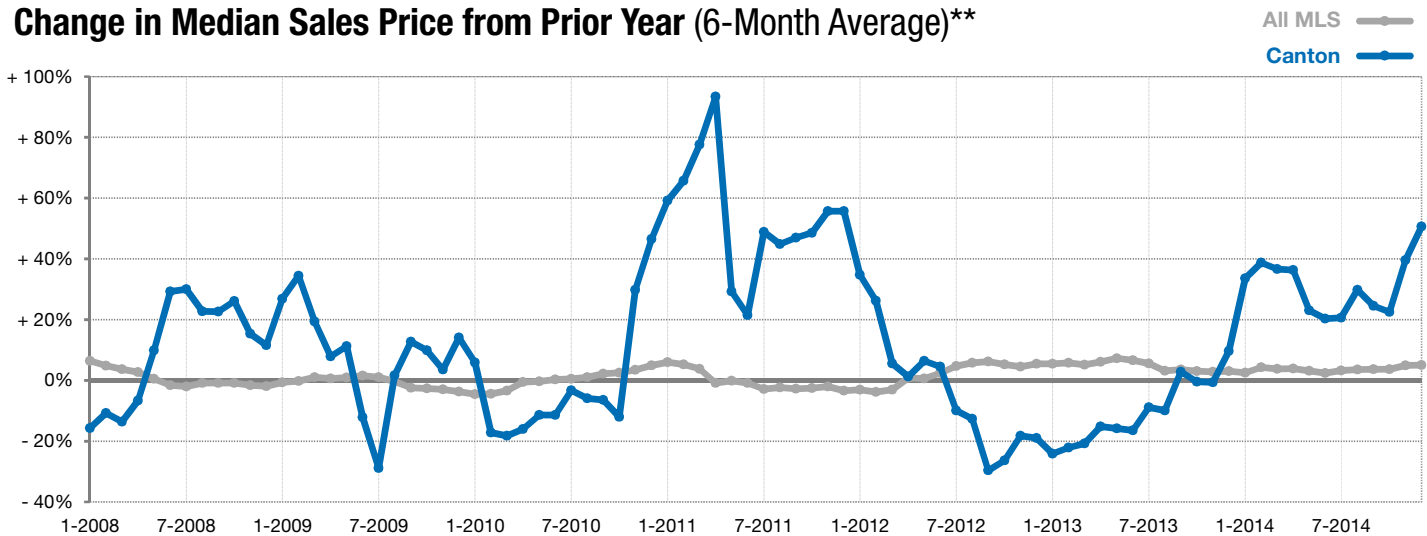


Year to Date

■ 2013 ■ 2014



Change in Median Sales Price from Prior Year (6-Month Average)**



** Each dot represents the change in median sales price from the prior year using a 6-month weighted average. This means that each of the 6 months used in a dot are proportioned according to their share of sales during that period. | Current as of January 7, 2015. All data from RASE Multiple Listing Service. | Powered by 10K Research and Marketing.