

Local Market Update – December 2014

A RESEARCH TOOL PROVIDED BY THE REALTOR® ASSOCIATION OF THE SIOUX EMPIRE, INC.



Garretson

+ 100.0%

Change in
New Listings

- 66.7%

Change in
Closed Sales

- 48.2%

Change in
Median Sales Price

Minnehaha County, SD

December

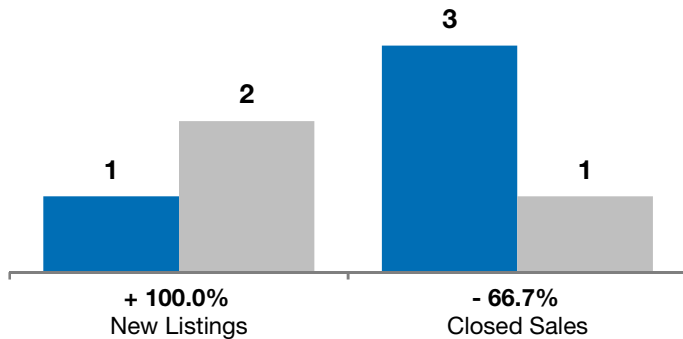
Year to Date

	2013	2014	+ / -	2013	2014	+ / -
New Listings	1	2	+ 100.0%	33	47	+ 42.4%
Closed Sales	3	1	- 66.7%	24	37	+ 54.2%
Median Sales Price*	\$178,500	\$92,500	- 48.2%	\$134,000	\$154,000	+ 14.9%
Average Sales Price*	\$184,567	\$92,500	- 49.9%	\$159,647	\$196,416	+ 23.0%
Percent of Original List Price Received*	95.5%	100.0%	+ 4.7%	96.9%	97.3%	+ 0.5%
Average Days on Market Until Sale	129	110	- 14.7%	116	91	- 21.6%
Inventory of Homes for Sale	5	5	0.0%	--	--	--
Months Supply of Inventory	2.2	1.6	- 28.6%	--	--	--

* Does not account for list prices from any previous listing contracts or seller concessions. | Activity for one month can sometimes look extreme due to small sample size.

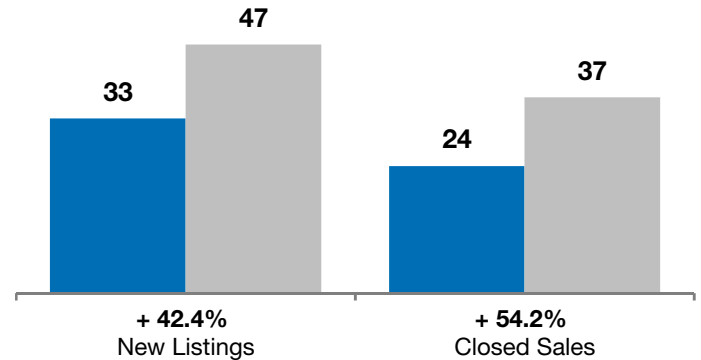
December

■ 2013 ■ 2014

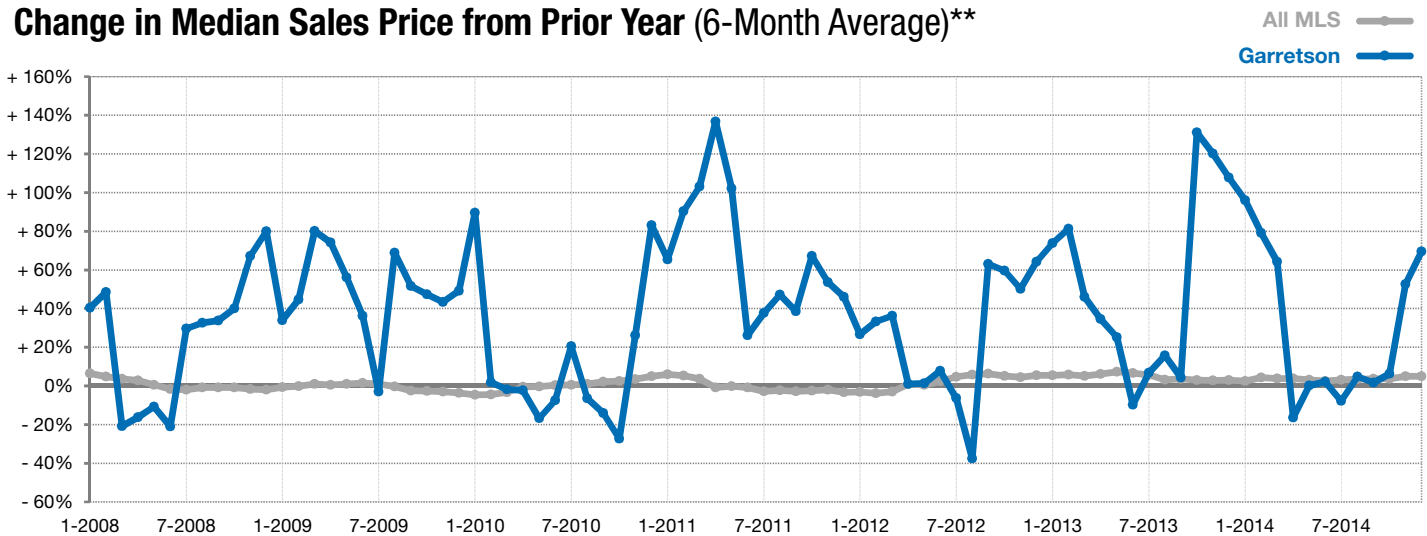


Year to Date

■ 2013 ■ 2014



Change in Median Sales Price from Prior Year (6-Month Average)**



** Each dot represents the change in median sales price from the prior year using a 6-month weighted average. This means that each of the 6 months used in a dot are proportioned according to their share of sales during that period. | Current as of January 7, 2015. All data from RASE Multiple Listing Service. | Powered by 10K Research and Marketing.