

Local Market Update – December 2014

A RESEARCH TOOL PROVIDED BY THE REALTOR® ASSOCIATION OF THE SIOUX EMPIRE, INC.



Harrisburg

- 10.0%

Change in
New Listings

0.0%

Change in
Closed Sales

- 3.8%

Change in
Median Sales Price

Lincoln County, SD

December

Year to Date

	2013	2014	+ / -	2013	2014	+ / -
New Listings	10	9	- 10.0%	231	243	+ 5.2%
Closed Sales	10	10	0.0%	178	174	- 2.2%
Median Sales Price*	\$183,700	\$176,631	- 3.8%	\$167,435	\$172,500	+ 3.0%
Average Sales Price*	\$214,975	\$177,379	- 17.5%	\$184,635	\$188,778	+ 2.2%
Percent of Original List Price Received*	97.7%	98.8%	+ 1.1%	98.6%	98.8%	+ 0.2%
Average Days on Market Until Sale	118	84	- 29.2%	102	80	- 22.1%
Inventory of Homes for Sale	35	44	+ 25.7%	--	--	--
Months Supply of Inventory	2.4	3.1	+ 26.4%	--	--	--

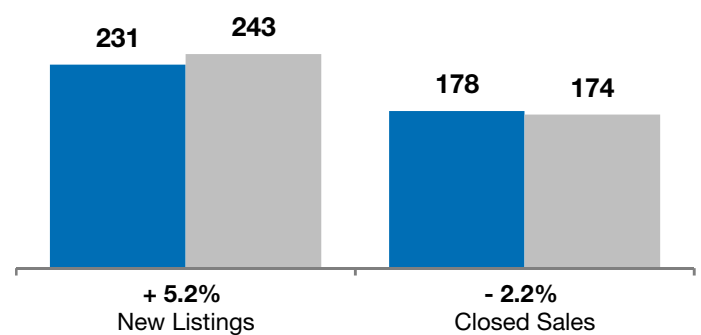
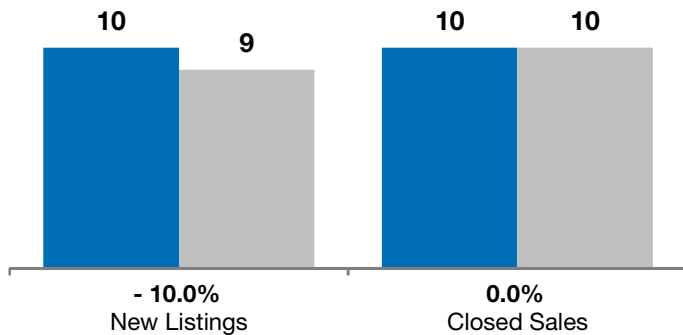
* Does not account for list prices from any previous listing contracts or seller concessions. | Activity for one month can sometimes look extreme due to small sample size.

December

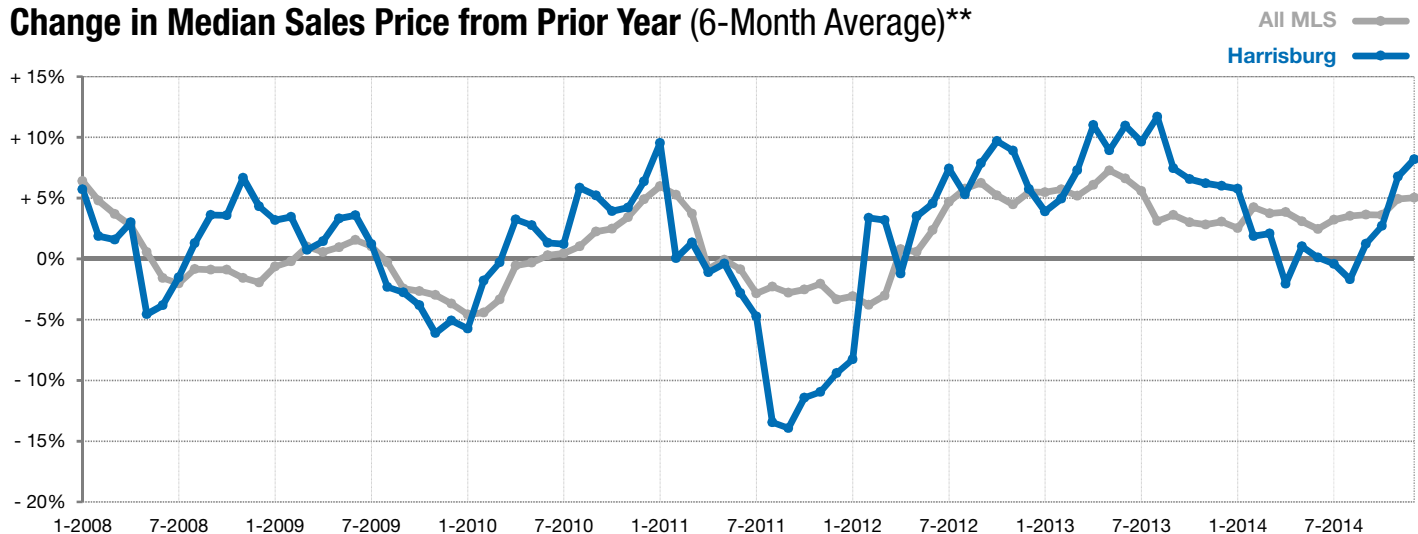
■ 2013 ■ 2014

Year to Date

■ 2013 ■ 2014



Change in Median Sales Price from Prior Year (6-Month Average)**



** Each dot represents the change in median sales price from the prior year using a 6-month weighted average. This means that each of the 6 months used in a dot are proportioned according to their share of sales during that period. | Current as of January 7, 2015. All data from RASE Multiple Listing Service. | Powered by 10K Research and Marketing.