

Local Market Update – December 2014

A RESEARCH TOOL PROVIDED BY THE REALTOR® ASSOCIATION OF THE SIOUX EMPIRE, INC.



Worthing

Lincoln County, SD

-- - 100.0% - 100.0%

Change in
New Listings

Change in
Closed Sales

Change in
Median Sales Price

December

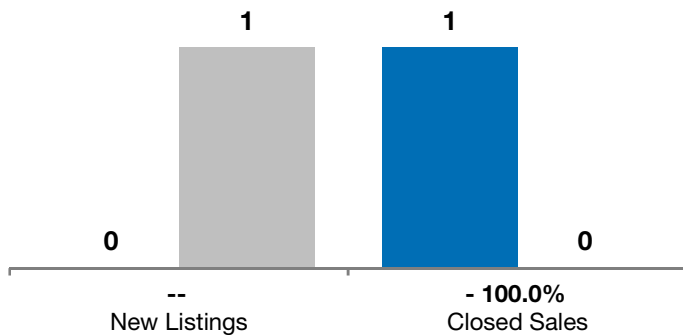
Year to Date

	2013	2014	+ / -	2013	2014	+ / -
New Listings	0	1	--	30	37	+ 23.3%
Closed Sales	1	0	- 100.0%	26	23	- 11.5%
Median Sales Price*	\$138,500	\$0	- 100.0%	\$132,750	\$131,500	- 0.9%
Average Sales Price*	\$138,500	\$0	- 100.0%	\$133,392	\$141,830	+ 6.3%
Percent of Original List Price Received*	99.3%	0.0%	- 100.0%	97.1%	98.0%	+ 0.9%
Average Days on Market Until Sale	80	0	- 100.0%	107	70	- 34.2%
Inventory of Homes for Sale	3	8	+ 166.7%	--	--	--
Months Supply of Inventory	1.0	3.7	+ 266.7%	--	--	--

* Does not account for list prices from any previous listing contracts or seller concessions. | Activity for one month can sometimes look extreme due to small sample size.

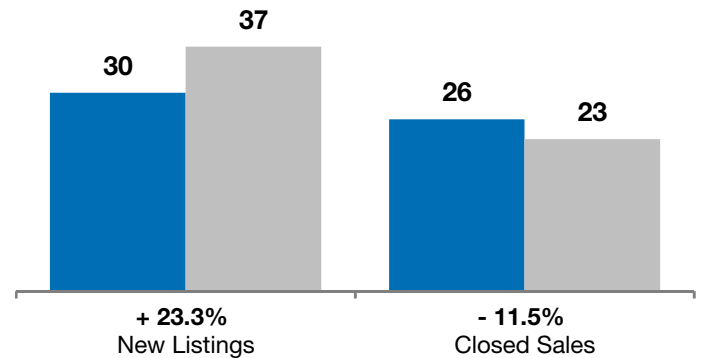
December

■ 2013 ■ 2014

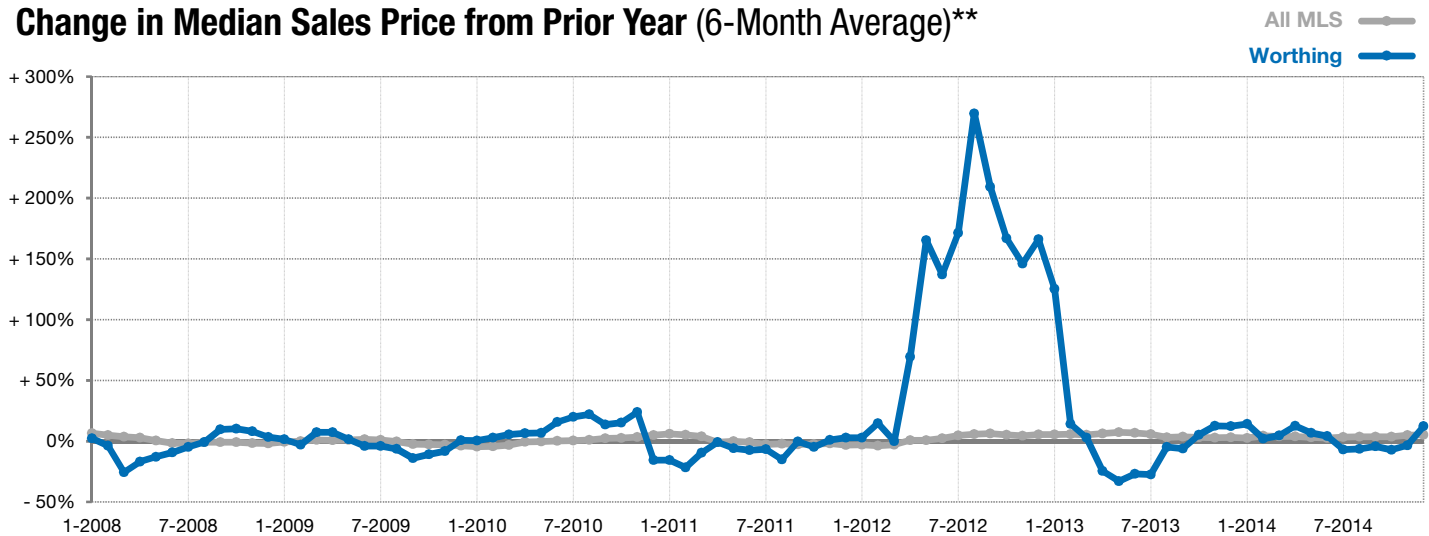


Year to Date

■ 2013 ■ 2014



Change in Median Sales Price from Prior Year (6-Month Average)**



** Each dot represents the change in median sales price from the prior year using a 6-month weighted average. This means that each of the 6 months used in a dot are proportioned according to their share of sales during that period. | Current as of January 7, 2015. All data from RASE Multiple Listing Service. | Powered by 10K Research and Marketing.