

Local Market Update – January 2015

A RESEARCH TOOL PROVIDED BY THE REALTOR® ASSOCIATION OF THE SIOUX EMPIRE, INC.



Baltic

Minnehaha County, SD

Change in
New Listings

Change in
Closed Sales

Change in
Median Sales Price

January

Year to Date

	2014	2015	+ / -	2014	2015	+ / -
New Listings	0	1	--	0	1	--
Closed Sales	0	2	--	0	2	--
Median Sales Price*	\$0	\$219,500	--	\$0	\$219,500	--
Average Sales Price*	\$0	\$219,500	--	\$0	\$219,500	--
Percent of Original List Price Received*	0.0%	99.8%	--	0.0%	99.8%	--
Average Days on Market Until Sale	0	79	--	0	79	--
Inventory of Homes for Sale	5	7	+ 40.0%	--	--	--
Months Supply of Inventory	2.2	3.2	+ 47.6%	--	--	--

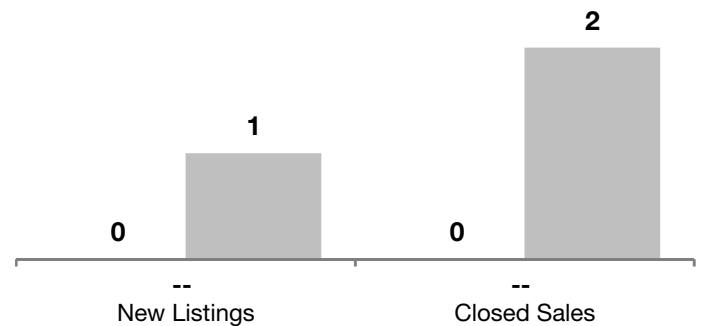
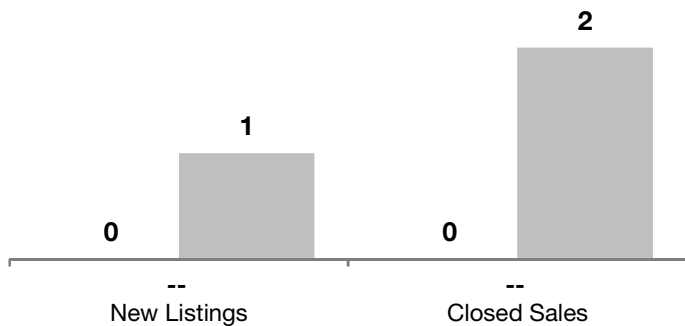
* Does not account for list prices from any previous listing contracts or seller concessions. | Activity for one month can sometimes look extreme due to small sample size.

January

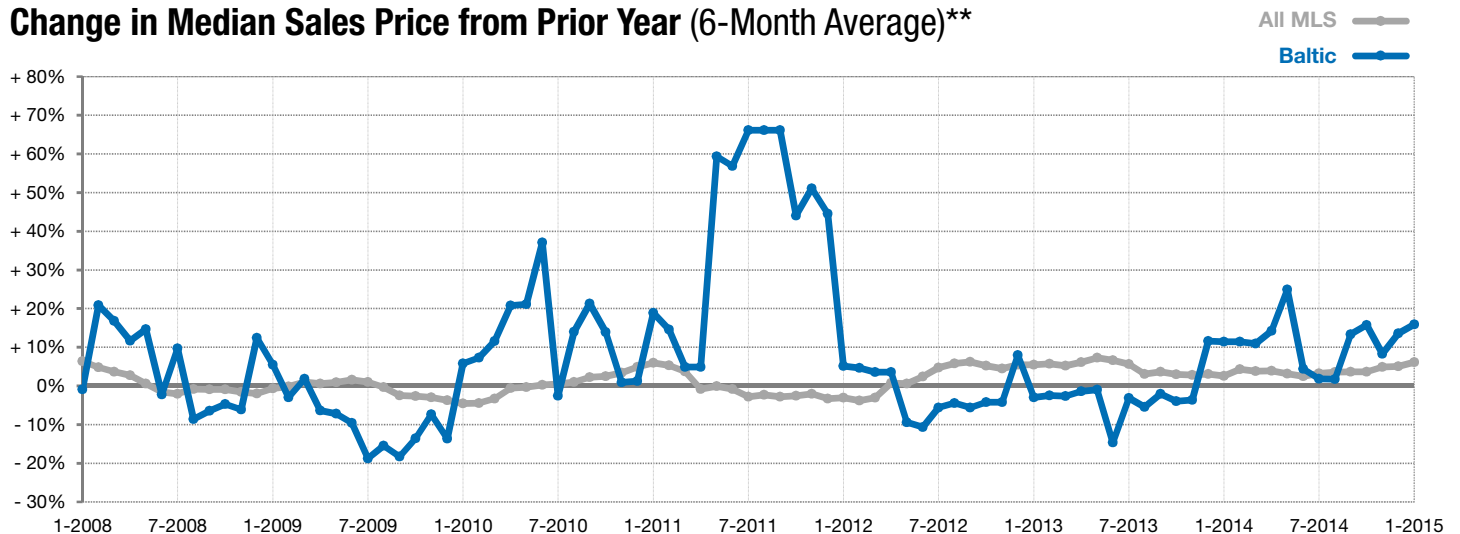
■ 2014 ■ 2015

Year to Date

■ 2014 ■ 2015



Change in Median Sales Price from Prior Year (6-Month Average)**



** Each dot represents the change in median sales price from the prior year using a 6-month weighted average. This means that each of the 6 months used in a dot are proportioned according to their share of sales during that period. | Current as of February 5, 2015. All data from RASE Multiple Listing Service. | Powered by 10K Research and Marketing.