

Local Market Update – January 2015

A RESEARCH TOOL PROVIDED BY THE REALTOR® ASSOCIATION OF THE SIOUX EMPIRE, INC.



Garretson

- 50.0%

Change in
New Listings

- 100.0%

Change in
Closed Sales

- 100.0%

Change in
Median Sales Price

Minnehaha County, SD

January

Year to Date

	2014	2015	+ / -	2014	2015	+ / -
New Listings	2	1	- 50.0%	2	1	- 50.0%
Closed Sales	2	0	- 100.0%	2	0	- 100.0%
Median Sales Price*	\$231,000	\$0	- 100.0%	\$231,000	\$0	- 100.0%
Average Sales Price*	\$231,000	\$0	- 100.0%	\$231,000	\$0	- 100.0%
Percent of Original List Price Received*	96.3%	0.0%	- 100.0%	96.3%	0.0%	- 100.0%
Average Days on Market Until Sale	117	0	- 100.0%	117	0	- 100.0%
Inventory of Homes for Sale	3	5	+ 66.7%	--	--	--
Months Supply of Inventory	1.2	1.6	+ 32.0%	--	--	--

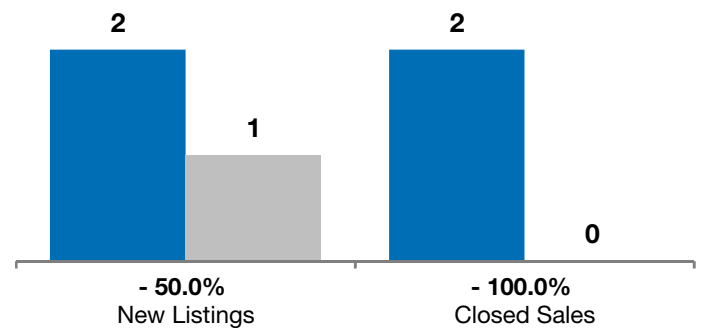
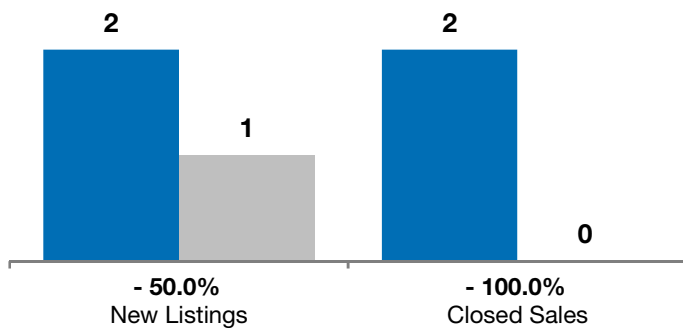
* Does not account for list prices from any previous listing contracts or seller concessions. | Activity for one month can sometimes look extreme due to small sample size.

January

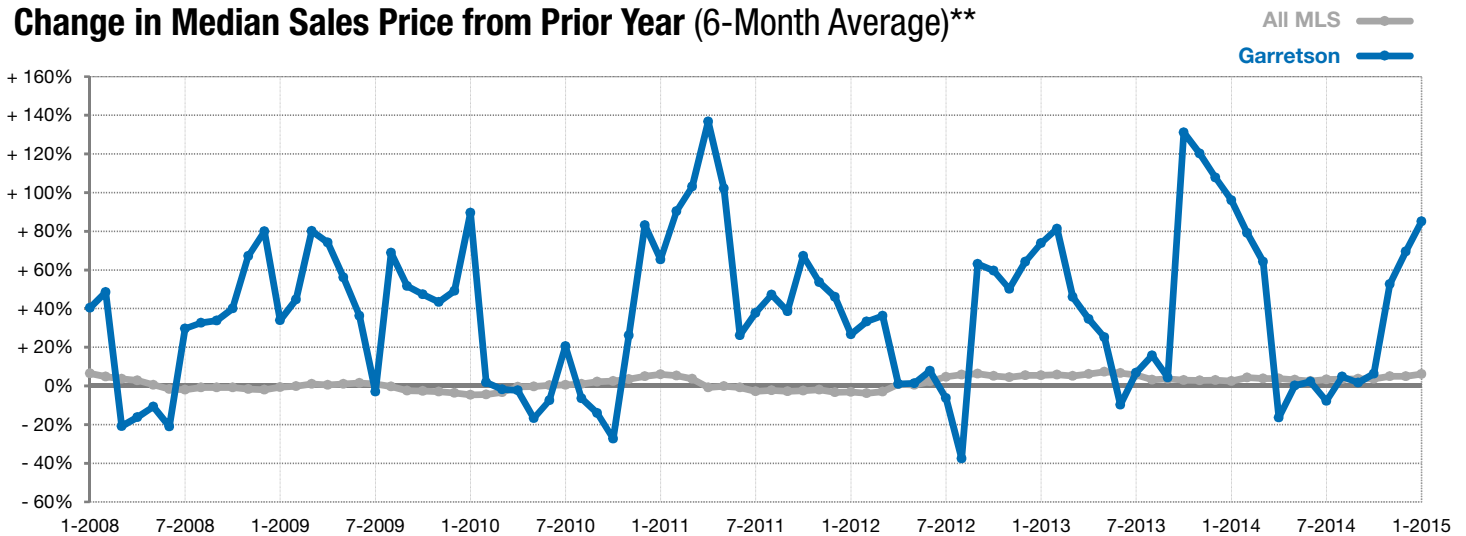
■ 2014 ■ 2015

Year to Date

■ 2014 ■ 2015



Change in Median Sales Price from Prior Year (6-Month Average)**



** Each dot represents the change in median sales price from the prior year using a 6-month weighted average. This means that each of the 6 months used in a dot are proportioned according to their share of sales during that period. | Current as of February 5, 2015. All data from RASE Multiple Listing Service. | Powered by 10K Research and Marketing.