

Local Market Update – February 2015

A RESEARCH TOOL PROVIDED BY THE REALTOR® ASSOCIATION OF THE SIOUX EMPIRE, INC.



Harrisburg

- 11.1%

Change in
New Listings

+ 33.3%

Change in
Closed Sales

+ 20.6%

Change in
Median Sales Price

Lincoln County, SD

February

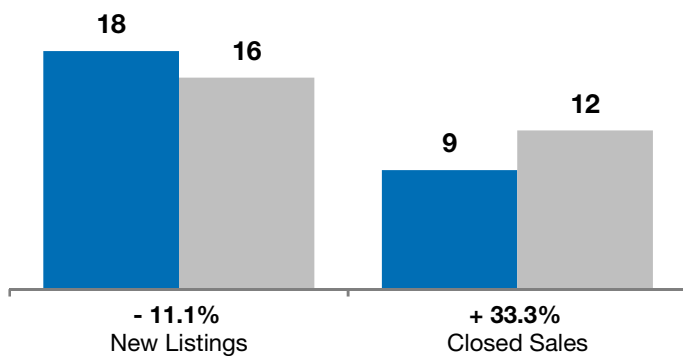
Year to Date

	2014	2015	+ / -	2014	2015	+ / -
New Listings	18	16	- 11.1%	33	25	- 24.2%
Closed Sales	9	12	+ 33.3%	19	20	+ 5.3%
Median Sales Price*	\$155,000	\$187,000	+ 20.6%	\$153,000	\$187,000	+ 22.2%
Average Sales Price*	\$174,589	\$201,484	+ 15.4%	\$170,700	\$187,806	+ 10.0%
Percent of Original List Price Received*	96.8%	98.3%	+ 1.6%	97.5%	98.0%	+ 0.5%
Average Days on Market Until Sale	78	168	+ 115.6%	73	137	+ 87.9%
Inventory of Homes for Sale	33	39	+ 18.2%	--	--	--
Months Supply of Inventory	2.3	2.8	+ 23.1%	--	--	--

* Does not account for list prices from any previous listing contracts or seller concessions. | Activity for one month can sometimes look extreme due to small sample size.

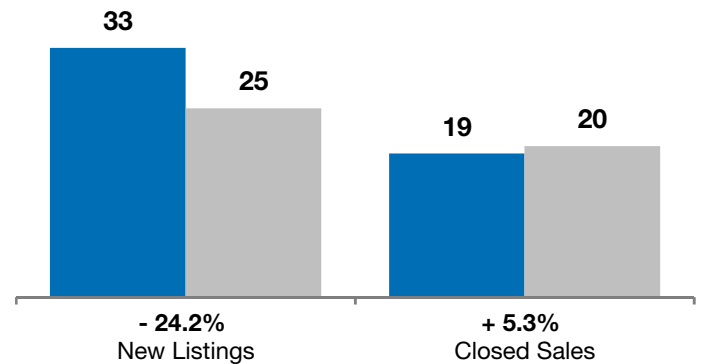
February

■ 2014 ■ 2015

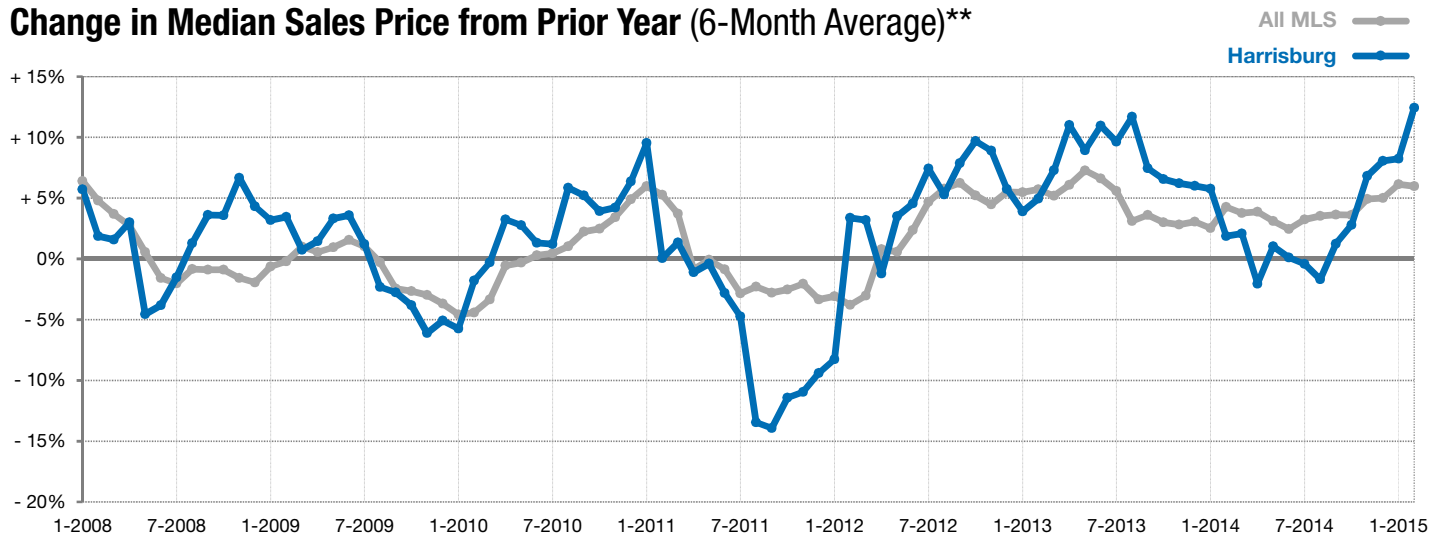


Year to Date

■ 2014 ■ 2015



Change in Median Sales Price from Prior Year (6-Month Average)**



** Each dot represents the change in median sales price from the prior year using a 6-month weighted average. This means that each of the 6 months used in a dot are proportioned according to their share of sales during that period. | Current as of March 5, 2015. All data from RASE Multiple Listing Service. | Powered by 10K Research and Marketing.