

Local Market Update – March 2015

A RESEARCH TOOL PROVIDED BY THE REALTOR® ASSOCIATION OF THE SIOUX EMPIRE, INC.



Worthing

- 75.0%

Change in
New Listings

0.0%

Change in
Closed Sales

- 8.4%

Change in
Median Sales Price

Lincoln County, SD

March

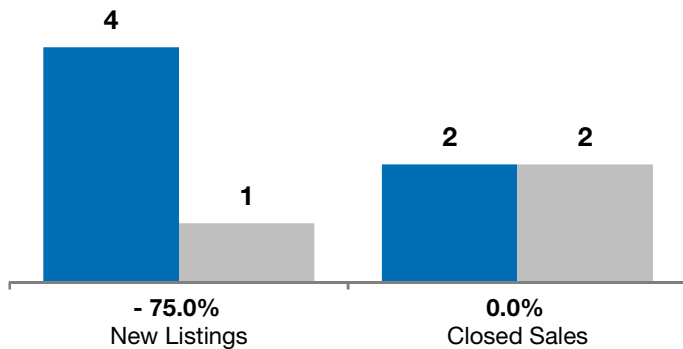
Year to Date

	2014	2015	+ / -	2014	2015	+ / -
New Listings	4	1	- 75.0%	9	7	- 22.2%
Closed Sales	2	2	0.0%	2	4	+ 100.0%
Median Sales Price*	\$149,250	\$136,700	- 8.4%	\$149,250	\$135,450	- 9.2%
Average Sales Price*	\$149,250	\$136,700	- 8.4%	\$149,250	\$124,850	- 16.3%
Percent of Original List Price Received*	96.6%	97.8%	+ 1.2%	96.6%	96.8%	+ 0.2%
Average Days on Market Until Sale	53	43	- 19.0%	53	74	+ 40.5%
Inventory of Homes for Sale	7	9	+ 28.6%	--	--	--
Months Supply of Inventory	3.0	3.9	+ 28.6%	--	--	--

* Does not account for list prices from any previous listing contracts or seller concessions. | Activity for one month can sometimes look extreme due to small sample size.

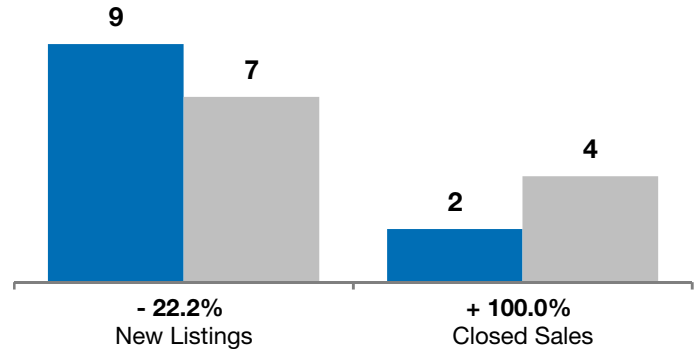
March

■ 2014 ■ 2015

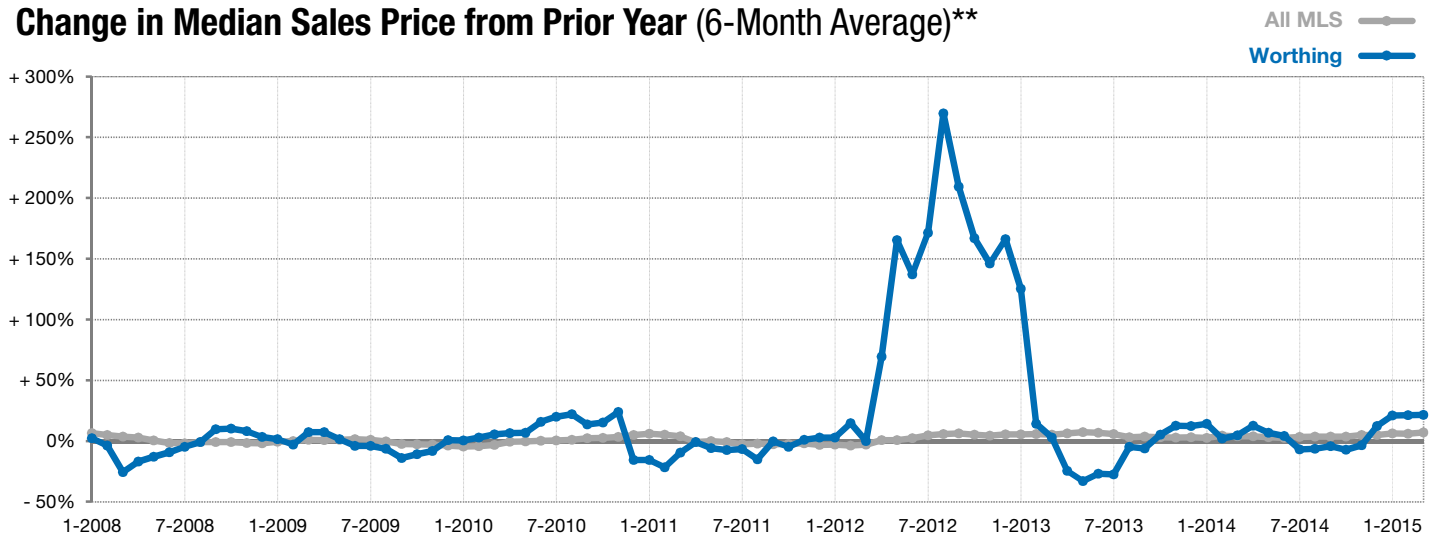


Year to Date

■ 2014 ■ 2015



Change in Median Sales Price from Prior Year (6-Month Average)**



** Each dot represents the change in median sales price from the prior year using a 6-month weighted average. This means that each of the 6 months used in a dot are proportioned according to their share of sales during that period. | Current as of April 6, 2015. All data from RASE Multiple Listing Service. | Powered by 10K Research and Marketing.