

Local Market Update – April 2015

A RESEARCH TOOL PROVIDED BY THE REALTOR® ASSOCIATION OF THE SIOUX EMPIRE, INC.



Garretson

- 57.1%

Change in
New Listings

0.0%

Change in
Closed Sales

+ 62.7%

Change in
Median Sales Price

Minnehaha County, SD

April

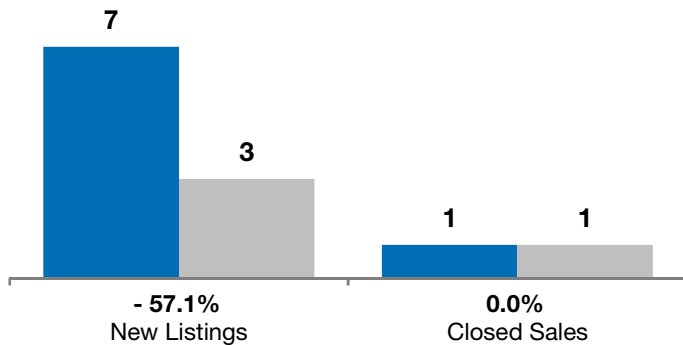
Year to Date

	2014	2015	+ / -	2014	2015	+ / -
New Listings	7	3	- 57.1%	16	10	- 37.5%
Closed Sales	1	1	0.0%	8	3	- 62.5%
Median Sales Price*	\$146,900	\$239,000	+ 62.7%	\$149,450	\$191,000	+ 27.8%
Average Sales Price*	\$146,900	\$239,000	+ 62.7%	\$140,738	\$184,667	+ 31.2%
Percent of Original List Price Received*	94.8%	99.8%	+ 5.2%	94.7%	99.0%	+ 4.6%
Average Days on Market Until Sale	189	37	- 80.4%	104	63	- 39.3%
Inventory of Homes for Sale	14	7	- 50.0%	--	--	--
Months Supply of Inventory	6.4	2.0	- 68.6%	--	--	--

* Does not account for list prices from any previous listing contracts or seller concessions. | Activity for one month can sometimes look extreme due to small sample size.

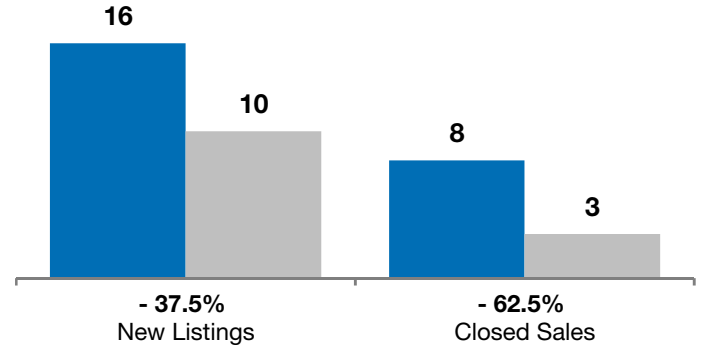
April

■ 2014 ■ 2015

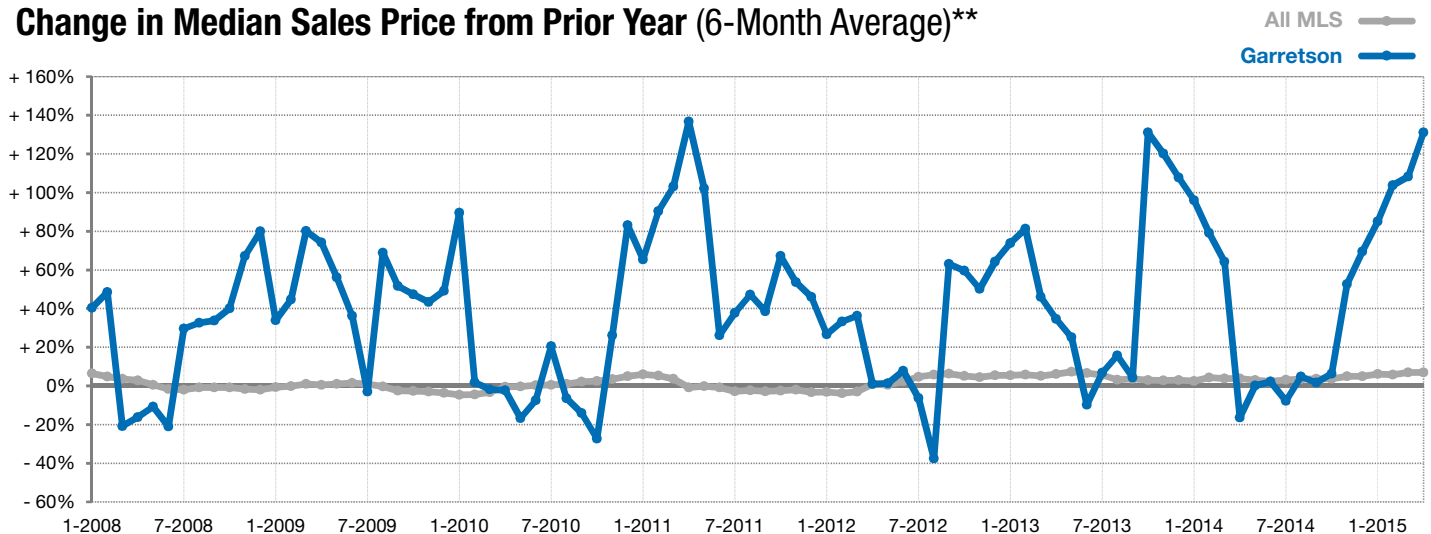


Year to Date

■ 2014 ■ 2015



Change in Median Sales Price from Prior Year (6-Month Average)**



** Each dot represents the change in median sales price from the prior year using a 6-month weighted average. This means that each of the 6 months used in a dot are proportioned according to their share of sales during that period. | Current as of May 6, 2015. All data from RASE Multiple Listing Service. | Powered by 10K Research and Marketing.