

Local Market Update – April 2015

A RESEARCH TOOL PROVIDED BY THE REALTOR® ASSOCIATION OF THE SIOUX EMPIRE, INC.



Worthing

Lincoln County, SD

0.0%

Change in
New Listings

+ 50.0%

Change in
Closed Sales

+ 26.3%

Change in
Median Sales Price

April

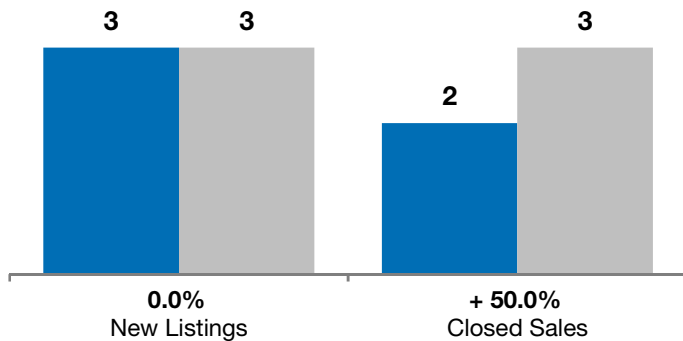
Year to Date

	2014	2015	+ / -	2014	2015	+ / -
New Listings	3	3	0.0%	12	10	- 16.7%
Closed Sales	2	3	+ 50.0%	4	7	+ 75.0%
Median Sales Price*	\$108,500	\$137,000	+ 26.3%	\$133,250	\$136,000	+ 2.1%
Average Sales Price*	\$108,500	\$151,167	+ 39.3%	\$128,875	\$136,129	+ 5.6%
Percent of Original List Price Received*	97.3%	99.0%	+ 1.7%	97.0%	97.7%	+ 0.8%
Average Days on Market Until Sale	35	111	+ 220.8%	44	90	+ 105.9%
Inventory of Homes for Sale	8	7	- 12.5%	--	--	--
Months Supply of Inventory	4.0	2.9	- 28.7%	--	--	--

* Does not account for list prices from any previous listing contracts or seller concessions. | Activity for one month can sometimes look extreme due to small sample size.

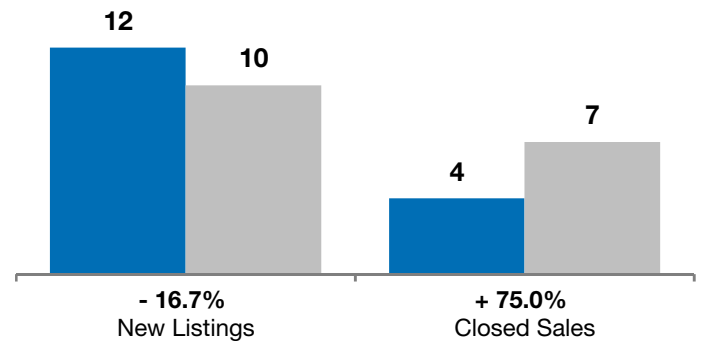
April

■ 2014 ■ 2015

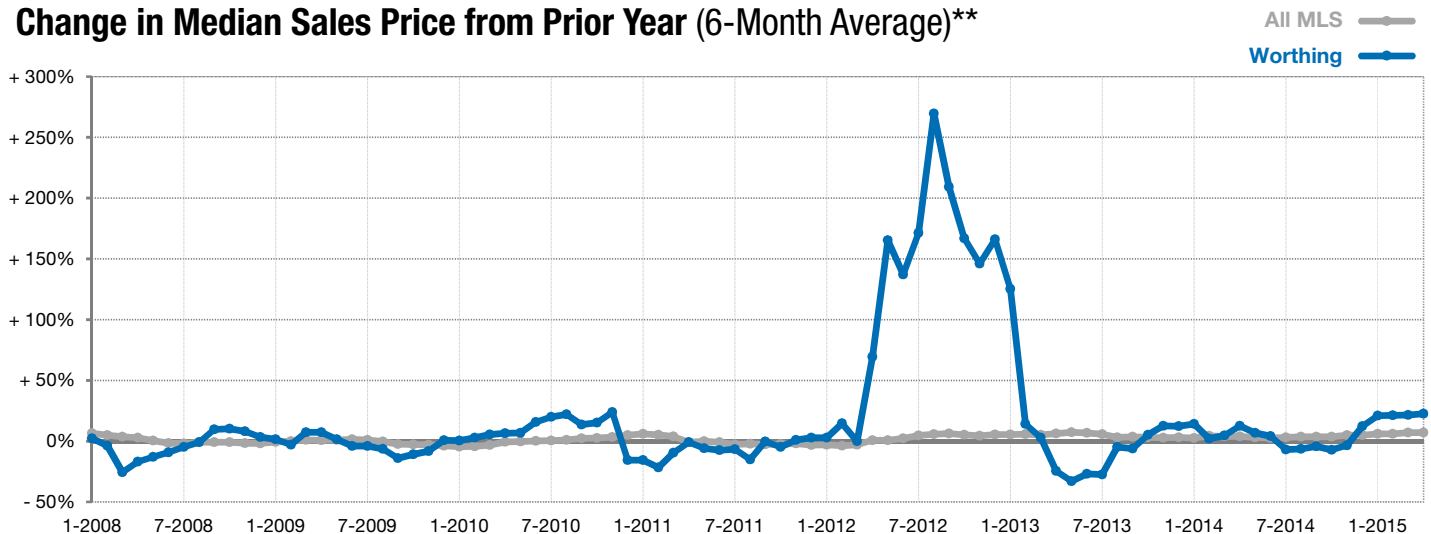


Year to Date

■ 2014 ■ 2015



Change in Median Sales Price from Prior Year (6-Month Average)**



** Each dot represents the change in median sales price from the prior year using a 6-month weighted average. This means that each of the 6 months used in a dot are proportioned according to their share of sales during that period. | Current as of May 6, 2015. All data from RASE Multiple Listing Service. | Powered by 10K Research and Marketing.