

Local Market Update – July 2015

A RESEARCH TOOL PROVIDED BY THE REALTOR® ASSOCIATION OF THE SIOUX EMPIRE, INC.



Baltic

Minnehaha County, SD

0.0%

Change in
New Listings

0.0%

Change in
Closed Sales

+ 10.3%

Change in
Median Sales Price

July

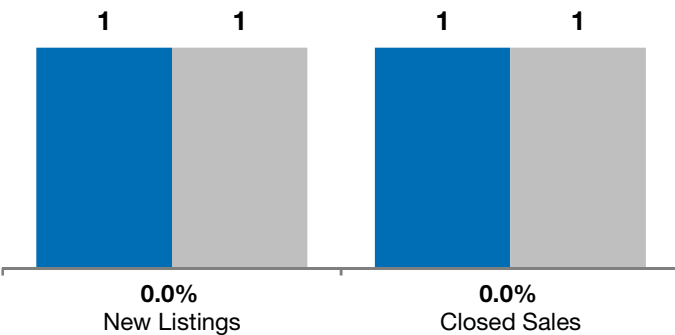
Year to Date

	2014	2015	+ / -	2014	2015	+ / -
New Listings	1	1	0.0%	18	18	0.0%
Closed Sales	1	1	0.0%	13	18	+ 38.5%
Median Sales Price*	\$148,700	\$164,000	+ 10.3%	\$140,000	\$145,900	+ 4.2%
Average Sales Price*	\$148,700	\$164,000	+ 10.3%	\$142,769	\$161,055	+ 12.8%
Percent of Original List Price Received*	99.2%	102.5%	+ 3.3%	97.3%	100.2%	+ 3.0%
Average Days on Market Until Sale	61	33	- 45.9%	99	73	- 26.6%
Inventory of Homes for Sale	8	6	- 25.0%	--	--	--
Months Supply of Inventory	3.0	2.5	- 17.2%	--	--	--

* Does not account for list prices from any previous listing contracts or seller concessions. | Activity for one month can sometimes look extreme due to small sample size.

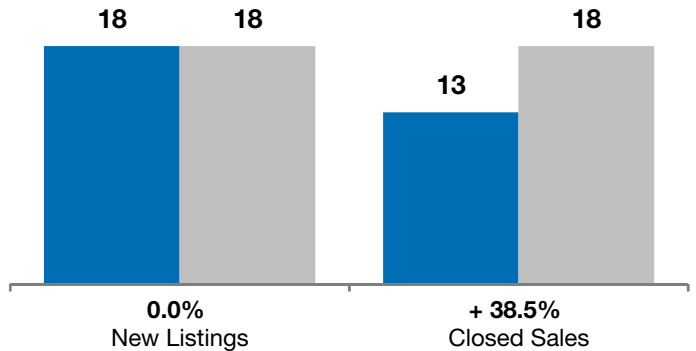
July

■ 2014 ■ 2015

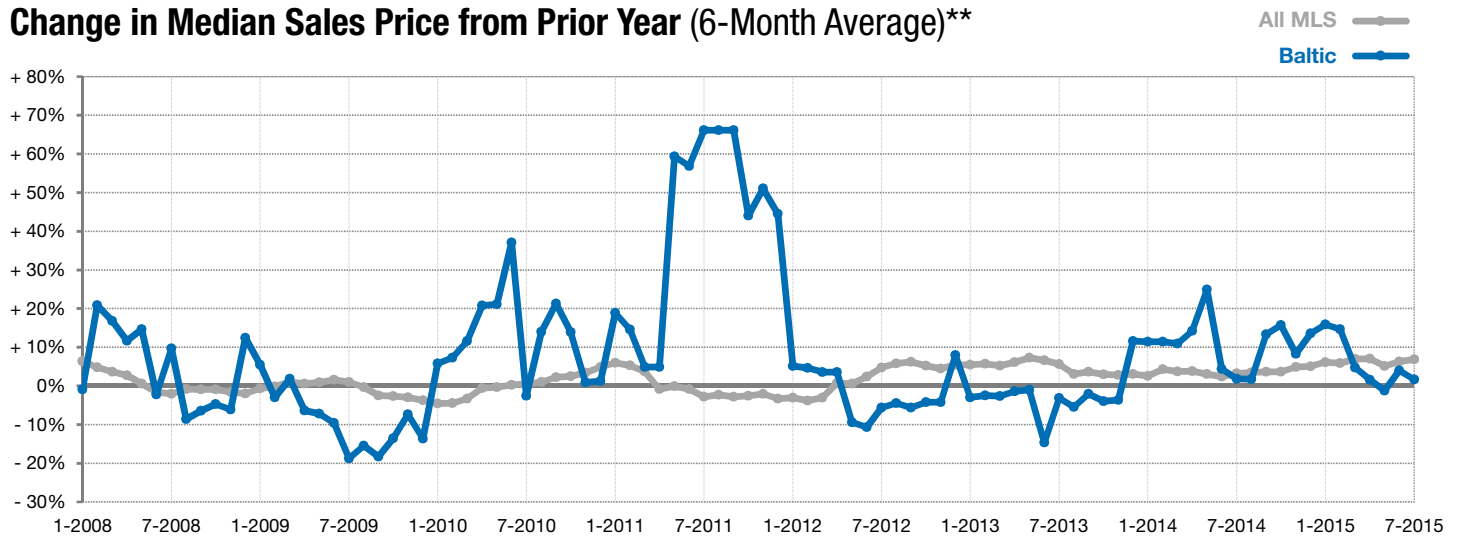


Year to Date

■ 2014 ■ 2015



Change in Median Sales Price from Prior Year (6-Month Average)**



** Each dot represents the change in median sales price from the prior year using a 6-month weighted average. This means that each of the 6 months used in a dot are proportioned according to their share of sales during that period. | Current as of August 6, 2015. All data from RASE Multiple Listing Service. | Powered by 10K Research and Marketing.