

Local Market Update – July 2015

A RESEARCH TOOL PROVIDED BY THE REALTOR® ASSOCIATION OF THE SIOUX EMPIRE, INC.



Harrisburg

- 27.6%

Change in
New Listings

+ 47.1%

Change in
Closed Sales

+ 21.2%

Change in
Median Sales Price

Lincoln County, SD

July

Year to Date

	2014	2015	+ / -	2014	2015	+ / -
New Listings	29	21	- 27.6%	159	151	- 5.0%
Closed Sales	17	25	+ 47.1%	98	124	+ 26.5%
Median Sales Price*	\$165,000	\$199,900	+ 21.2%	\$164,750	\$187,050	+ 13.5%
Average Sales Price*	\$189,159	\$211,828	+ 12.0%	\$181,749	\$206,750	+ 13.8%
Percent of Original List Price Received*	99.5%	100.7%	+ 1.2%	98.9%	99.4%	+ 0.5%
Average Days on Market Until Sale	73	80	+ 10.1%	75	89	+ 18.5%
Inventory of Homes for Sale	67	42	- 37.3%	--	--	--
Months Supply of Inventory	5.5	2.4	- 56.6%	--	--	--

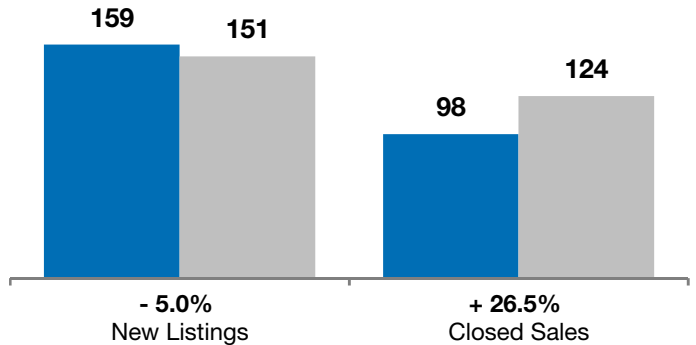
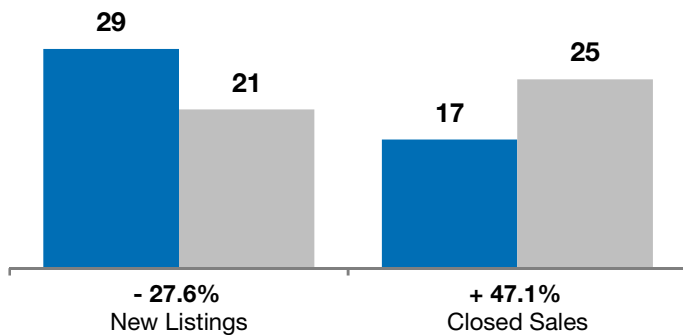
* Does not account for list prices from any previous listing contracts or seller concessions. | Activity for one month can sometimes look extreme due to small sample size.

July

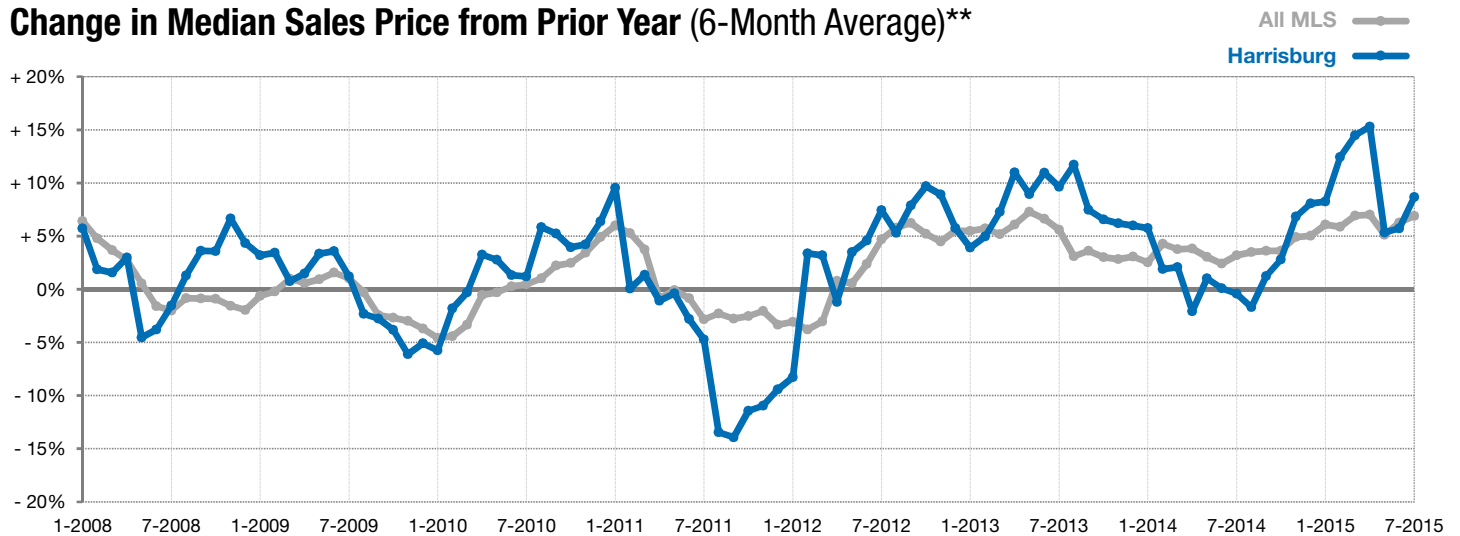
■ 2014 ■ 2015

Year to Date

■ 2014 ■ 2015



Change in Median Sales Price from Prior Year (6-Month Average)**



** Each dot represents the change in median sales price from the prior year using a 6-month weighted average. This means that each of the 6 months used in a dot are proportioned according to their share of sales during that period. | Current as of August 6, 2015. All data from RASE Multiple Listing Service. | Powered by 10K Research and Marketing.