

Local Market Update – July 2015

A RESEARCH TOOL PROVIDED BY THE REALTOR® ASSOCIATION OF THE SIOUX EMPIRE, INC.



Worthing

- 20.0%

Change in
New Listings

0.0%

Change in
Closed Sales

- 38.9%

Change in
Median Sales Price

Lincoln County, SD

July

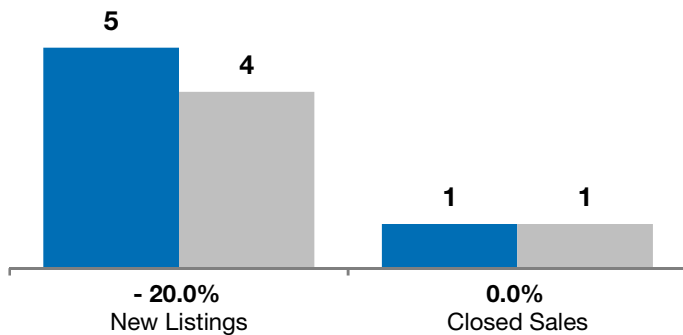
Year to Date

	2014	2015	+ / -	2014	2015	+ / -
New Listings	5	4	- 20.0%	22	22	0.0%
Closed Sales	1	1	0.0%	11	13	+ 18.2%
Median Sales Price*	\$131,500	\$80,400	- 38.9%	\$127,900	\$133,500	+ 4.4%
Average Sales Price*	\$131,500	\$80,400	- 38.9%	\$126,927	\$131,554	+ 3.6%
Percent of Original List Price Received*	97.4%	103.7%	+ 6.5%	97.4%	98.5%	+ 1.2%
Average Days on Market Until Sale	136	38	- 72.1%	59	94	+ 58.6%
Inventory of Homes for Sale	11	13	+ 18.2%	--	--	--
Months Supply of Inventory	5.8	5.5	- 5.6%	--	--	--

* Does not account for list prices from any previous listing contracts or seller concessions. | Activity for one month can sometimes look extreme due to small sample size.

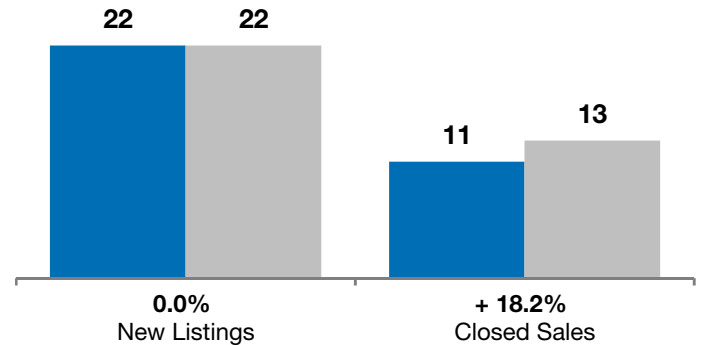
July

■ 2014 ■ 2015

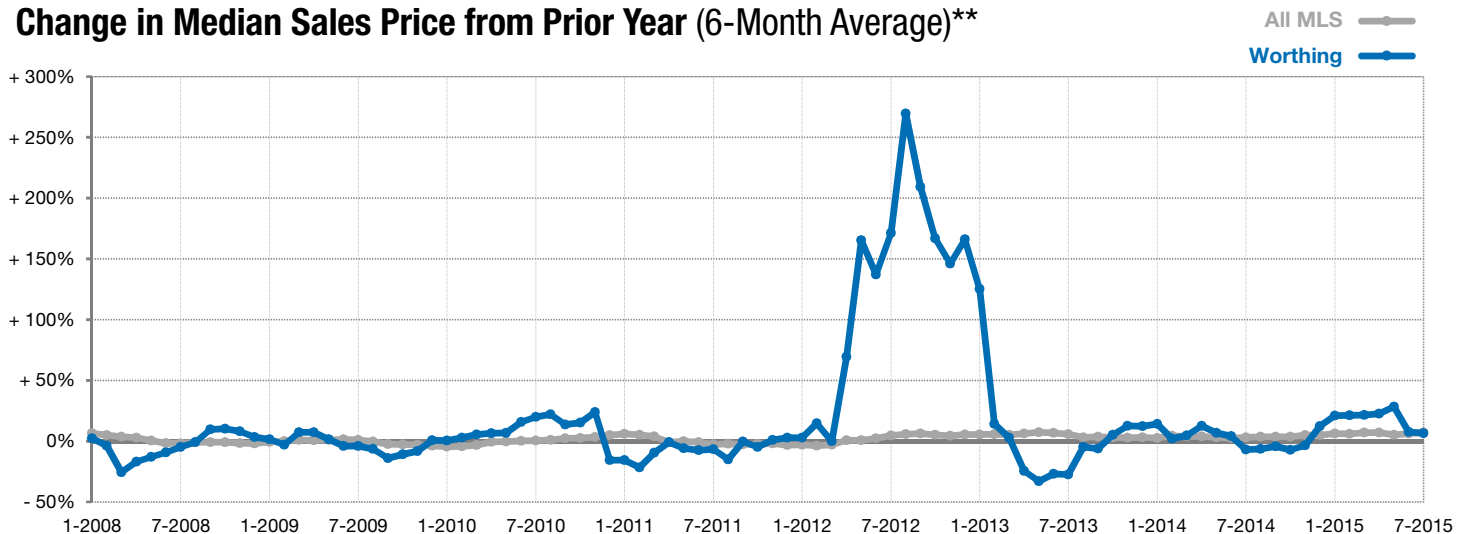


Year to Date

■ 2014 ■ 2015



Change in Median Sales Price from Prior Year (6-Month Average)**



** Each dot represents the change in median sales price from the prior year using a 6-month weighted average. This means that each of the 6 months used in a dot are proportioned according to their share of sales during that period. | Current as of August 6, 2015. All data from RASE Multiple Listing Service. | Powered by 10K Research and Marketing.